

**Note:** Centrifuge before opening to ensure complete recovery of vial contents.

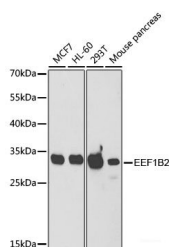
## Description

<b>Reactivity</b>	Human, Mouse, Rat
<b>Immunogen</b>	Recombinant fusion protein of human EEF1B2 (NP_001032752.1).
<b>Host</b>	Rabbit
<b>Isotype</b>	IgG
<b>Purification</b>	Affinity purification
<b>Conjugation</b>	Unconjugated
<b>Formulation</b>	PBS with 0.02% sodium azide, 50% glycerol, pH7.3.

## Applications Recommended Dilution

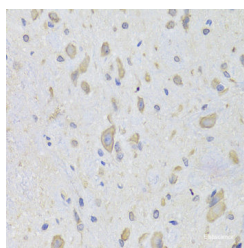
<b>WB</b>	1:500-1:2000
<b>IHC</b>	1:50-1:200
<b>IF</b>	1:50-1:200

## Data

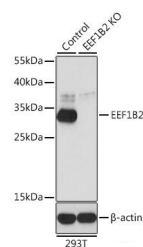


Western blot analysis of extracts of various cell lines using EEF1B2 Polyclonal Antibody at dilution of 1:1000.

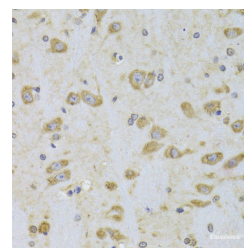
**Observed Mw:33kDa**  
**Calculated Mw:24kDa**



Immunohistochemistry of paraffin-embedded Rat spinal cord using EEF1B2 Polyclonal Antibody at dilution of 1:100 (40x lens).



Western blot analysis of extracts from normal (control) and EEF1B2 knockout (KO) 293T cells using EEF1B2 Polyclonal Antibody at dilution of 1:1000.



Immunohistochemistry of paraffin-embedded Rat brain using EEF1B2 Polyclonal Antibody at dilution of 1:100 (40x lens).

## For Research Use Only

A Reliable Research Partner in Life Science and Medicine

Toll-free: 1-888-852-8623

Web: [www.elabscience.com](http://www.elabscience.com)

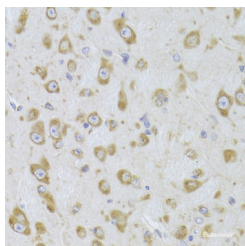
Tel: 1-832-243-6086

Email: [techsupport@elabscience.com](mailto:techsupport@elabscience.com)

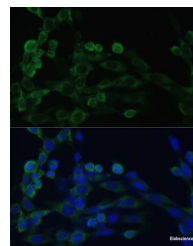
Fax: 1-832-243-6017

# (KO Validated) EEF1B2 Polyclonal Antibody

Catalog Number: E-AB-61227



Immunohistochemistry of paraffin-embedded Mouse brain using EEF1B2 Polyclonal Antibody at dilution of 1:100 (40x lens).



Immunofluorescence analysis of NIH/3T3 cells using EEF1B2 Polyclonal Antibody at dilution of 1:100. Blue: DAPI for nuclear staining.

## Preparation & Storage

**Storage** Store at -20°C. Avoid freeze / thaw cycles.

## Background

This gene encodes a translation elongation factor. The protein is a guanine nucleotide exchange factor involved in the transfer of aminoacylated tRNAs to the ribosome. Alternative splicing results in three transcript variants which differ only in the 5' UTR.

## For Research Use Only

A Reliable Research Partner in Life Science and Medicine

Toll-free: 1-888-852-8623

Web: [www.elabscience.com](http://www.elabscience.com)

Tel: 1-832-243-6086

Email: [techsupport@elabscience.com](mailto:techsupport@elabscience.com)

Fax: 1-832-243-6017