

HSP70 Monoclonal Antibody

Catalog No. E-AB-22005

Note: Centrifuge before opening to ensure complete recovery of vial contents.

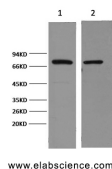
Description

Reactivity	Human,Mouse,Rat
Immunogen	Synthetic Peptide
Host	Mouse
Isotype	IgG
Clone	2E4
Purification	Protein A purification
Conjugation	Unconjugated
Buffer	PBS with 0.02% sodium azide and 50% glycerol pH 7.4.

Applications Recommended Dilution

WB	1:1000-2000
IHC	1:50-300
IF	1:100-200

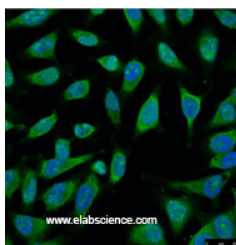
Data



www.elabscience.com

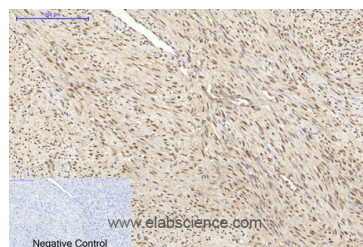
Western Blot analysis of 1) HeLa, 2) Mouse brain using HSP70 Monoclonal Antibody at dilution of 1:2000.

Observed Mw:70kDa
Calculated Mw:70kDa



www.elabscience.com

Immunofluorescence analysis of HeLa tissue using HSP70 Monoclonal Antibody at dilution of 1:100.



www.elabscience.com

Immunohistochemistry of paraffin-embedded Human uterus cancer tissue using HSP70 Monoclonal Antibody at dilution of 1:200.

For Research Use Only

Preparation & Storage

Storage Store at -20°C. Avoid freeze / thaw cycles.

Background

This gene encodes a 70kDa heat shock protein. In conjunction with other heat shock proteins, this protein stabilizes existing proteins against aggregation and mediates the folding of newly translated proteins in the cytosol and in organelles. The gene is located in the major histocompatibility complex class III region, in a cluster with two closely related genes which also encode isoforms of the 70kDa heat shock protein.

For Research Use Only