

## CD74 Polyclonal Antibody

**Catalog No.** E-AB-40347

**Note:** Centrifuge before opening to ensure complete recovery of vial contents.


### Description

|                     |   |
|---------------------|---|
| <b>Reactivity</b>   | Human,Mouse,Rat   |
| <b>Immunogen</b>    | Recombinant Human HLA class II histocompatibility antigen gamma chain protein |
| <b>Host</b>         | Rabbit  |
| <b>Isotype</b>      | IgG   |
| <b>Purification</b> | Antigen Affinity Purification   |
| <b>Conjugation</b>  | Unconjugated  |
| <b>Buffer</b>       | PBS with 0.02% sodium azide,1% protective protein and 50% glycerol,pH7.4      |

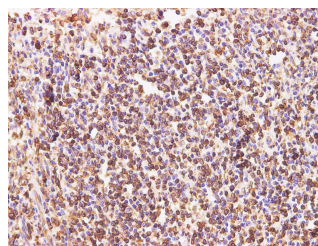
### Applications Recommended Dilution

|            |              |
|------------|--------------|
| <b>WB</b>  | 1:500-1:1000 |
| <b>IHC</b> | 1:100-1:300  |

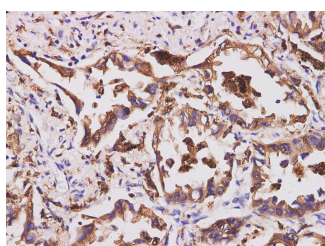
### Data



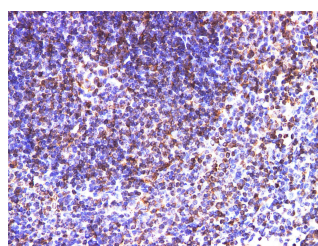
Western Blot analysis of Raji cell using CD74 Polyclonal Antibody at dilution of 1:1000  
**Observed Mw:35 kDa**  
**Calculated Mw:33,26,18 kDa**



Immunohistochemistry of paraffin-embedded Human tonsil using CD74 Polyclonal Antibody at dilution of 1:200

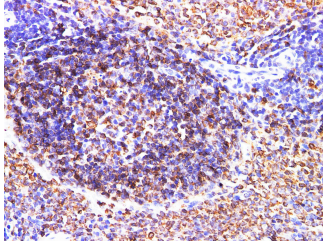


Immunohistochemistry of paraffin-embedded Human lung cancer using CD74 Polyclonal Antibody at dilution of 1:200



Immunohistochemistry of paraffin-embedded Mouse spleen using CD74 Polyclonal Antibody at dilution of 1:200

### For Research Use Only



Immunohistochemistry of paraffin-embedded Rat spleen using CD74 Polyclonal Antibody at dilution of 1:200

## Preparation & Storage

**Storage** Store at -20°C. Avoid freeze / thaw cycles.

## Background

The protein encoded by this gene associates with class II major histocompatibility complex (MHC) and is an important chaperone that regulates antigen presentation for immune response. It also serves as cell surface receptor for the cytokine macrophage migration inhibitory factor (MIF) which, when bound to the encoded protein, initiates survival pathways and cell proliferation. This protein also interacts with amyloid precursor protein (APP) and suppresses the production of amyloid beta (Aβeta). Multiple alternatively spliced transcript variants encoding different isoforms have been identified.