

# FKBP5 Polyclonal Antibody

Catalog Number:E-AB-17966

**Note:** Centrifuge before opening to ensure complete recovery of vial contents.

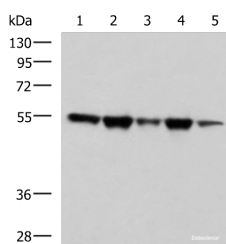
## Description

<b>Reactivity</b>	Human
<b>Immunogen</b>	Synthetic peptide of human FKBP5
<b>Host</b>	Rabbit
<b>Isotype</b>	IgG
<b>Purification</b>	Antigen affinity purification
<b>Conjugation</b>	Unconjugated
<b>Formulation</b>	PBS with 0.05% NaN <sub>3</sub> and 40% Glycerol,pH7.4

## Applications Recommended Dilution

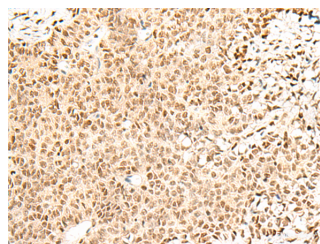
<b>WB</b>	1:500-1:2000
<b>IHC</b>	1:50-1:300
<b>ELISA</b>	1:5000-1:10000

## Data

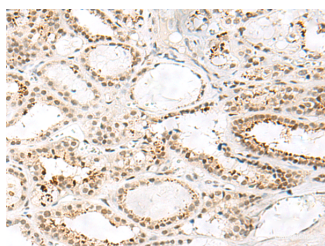


Western blot analysis of A172 Hela HepG2 K562 and PC3 cell lysates using FKBP5 Polyclonal Antibody at dilution of 1:600

**Observed Mw:Refer to figures**  
**Calculated Mw:51 kDa**



Immunohistochemistry of paraffin-embedded Human ovarian cancer tissue using FKBP5 Polyclonal Antibody at dilution of 1:50(×200)



Immunohistochemistry of paraffin-embedded Human thyroid cancer tissue using FKBP5 Polyclonal Antibody at dilution of 1:50(×200)

## Preparation & Storage

**Storage** Store at -20°C. Avoid freeze / thaw cycles.

## Background

## For Research Use Only

A Reliable Research Partner in Life Science and Medicine

Toll-free: 1-888-852-8623

Web: [www.elabscience.com](http://www.elabscience.com)

Tel: 1-832-243-6086

Email: [techsupport@elabscience.com](mailto:techsupport@elabscience.com)

Fax: 1-832-243-6017

# FKBP5 Polyclonal Antibody

Catalog Number:E-AB-17966



The protein encoded by this gene is a member of the immunophilin protein family, which play a role in immunoregulation and basic cellular processes involving protein folding and trafficking. This encoded protein is a cis-trans prolyl isomerase that binds to the immunosuppressants FK506 and rapamycin. It is thought to mediate calcineurin inhibition. It also interacts functionally with mature hetero-oligomeric progesterone receptor complexes along with the 90 kDa heat shock protein and P23 protein. This gene has been found to have multiple polyadenylation sites. Alternative splicing results in multiple transcript variants.

---

## For Research Use Only

A Reliable Research Partner in Life Science and Medicine

Toll-free: 1-888-852-8623

Web: [www.elabscience.com](http://www.elabscience.com)

Tel: 1-832-243-6086

Email: [techsupport@elabscience.com](mailto:techsupport@elabscience.com)

Fax: 1-832-243-6017