

## BAG3 Polyclonal Antibody

Catalog No. E-AB-18208

*Note:* Centrifuge before opening to ensure complete recovery of vial contents.

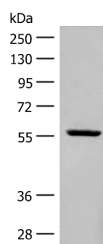
### Description

<b>Reactivity</b>	Human, Mouse
<b>Immunogen</b>	Fusion protein of human BAG3
<b>Host</b>	Rabbit
<b>Isotype</b>	IgG
<b>Purification</b>	Antigen affinity purification
<b>Conjugation</b>	Unconjugated
<b>Buffer</b>	PBS with 0.05% NaN <sub>3</sub> and 40% Glycerol, pH7.4

### Applications Recommended Dilution

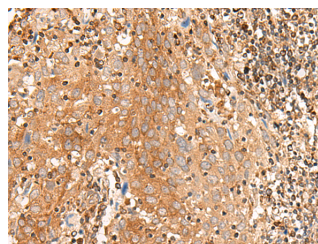
<b>WB</b>	1:500-1:2000
<b>IHC</b>	1:40-1:200

### Data

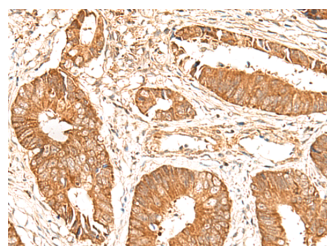


Western blot analysis of Mouse heart tissue lysate using BAG3 Polyclonal Antibody at dilution of 1:250

**Observed Mw: Refer to figures**  
**Calculated Mw: 62 kDa**



Immunohistochemistry of paraffin-embedded Human cervical cancer tissue using BAG3 Polyclonal Antibody at dilution of 1:35 (x200)



Immunohistochemistry of paraffin-embedded Human colorectal cancer tissue using BAG3 Polyclonal Antibody at dilution of 1:35 (x200)

### Preparation & Storage

**Storage** Store at -20°C. Avoid freeze / thaw cycles.

### For Research Use Only

## Background

BAG proteins compete with Hip for binding to the Hsc70/Hsp70 ATPase domain and promote substrate release. All the BAG proteins have an approximately 45-amino acid BAG domain near the C terminus but differ markedly in their N-terminal regions. The protein encoded by this gene contains a WW domain in the N-terminal region and a BAG domain in the C-terminal region. The BAG domains of BAG1, BAG2, and BAG3 interact specifically with the Hsc70 ATPase domain in vitro and in mammalian cells. All 3 proteins bind with high affinity to the ATPase domain of Hsc70 and inhibit its chaperone activity in a Hip-repressible manner. BAG proteins compete with Hip for binding to the Hsc70/Hsp70 ATPase domain and promote substrate release. All the BAG proteins have an approximately 45-amino acid BAG domain near the C terminus but differ markedly in their N-terminal regions. The protein encoded by this gene contains a WW domain in the N-terminal region and a BAG domain in the C-terminal region. The BAG domains of BAG1, BAG2, and BAG3 interact specifically with the Hsc70 ATPase domain in vitro and in mammalian cells. All 3 proteins bind with high affinity to the ATPase domain of Hsc70 and inhibit its chaperone activity in a Hip-repressible manner.

## For Research Use Only