

GANC Polyclonal Antibody

Catalog No. E-AB-19895

Note: Centrifuge before opening to ensure complete recovery of vial contents.

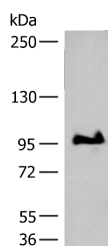
Description

Reactivity	Human, Mouse
Immunogen	Synthetic peptide of human GANC
Host	Rabbit
Isotype	IgG
Purification	Antigen affinity purification
Conjugation	Unconjugated
Buffer	PBS with 0.05% NaN ₃ and 40% Glycerol, pH7.4

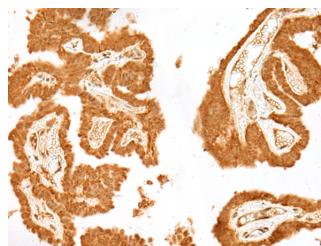
Applications Recommended Dilution

WB	1:500-1:2000
IHC	1:50-1:300

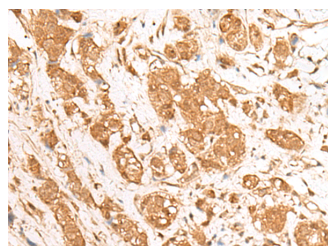
Data



Western blot analysis of TM4 cell lysate using GANC Polyclonal Antibody at dilution of 1:550
Observed Mw: Refer to figures
Calculated Mw: 104 kDa



Immunohistochemistry of paraffin-embedded Human thyroid cancer tissue using GANC Polyclonal Antibody at dilution of 1:55 (x200)



Immunohistochemistry of paraffin-embedded Human breast cancer tissue using GANC Polyclonal Antibody at dilution of 1:55 (x200)

Preparation & Storage

Storage Store at -20°C. Avoid freeze / thaw cycles.

For Research Use Only

Background

Glycosyl hydrolase enzymes hydrolyse the glycosidic bond between two or more carbohydrates, or between a carbohydrate and a non-carbohydrate moiety. This gene encodes a member of glycosyl hydrolases family 31. This enzyme hydrolyses terminal, non-reducing 1,4-linked alpha-D-glucose residues and releases alpha-D-glucose. This is a key enzyme in glycogen metabolism and its gene localizes to a chromosomal region (15q15) that is associated with susceptibility to diabetes. Alternative splicing results in multiple transcript variants encoding different isoforms.