

ATP5I Polyclonal Antibody

Catalog No. E-AB-19935

Note: Centrifuge before opening to ensure complete recovery of vial contents.

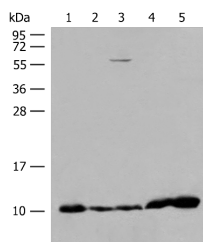
Description

| | |
|---------------------|---|
| Reactivity | Human, Mouse, Rat |
| Immunogen | Synthetic peptide of human ATP5I |
| Host | Rabbit |
| Isotype | IgG |
| Purification | Antigen affinity purification |
| Conjugation | Unconjugated |
| Buffer | PBS with 0.05% NaN ₃ and 40% Glycerol, pH7.4 |

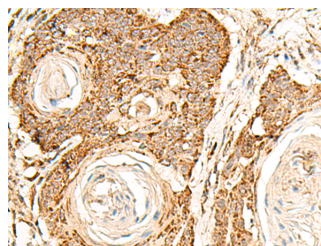
Applications Recommended Dilution

| | |
|------------|--------------|
| WB | 1:500-1:2000 |
| IHC | 1:30-1:150 |

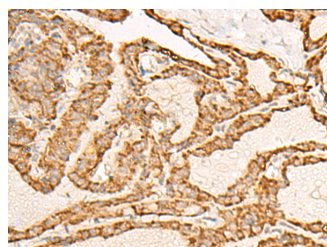
Data



Western blot analysis of 293T cell Human fetal liver tissue Human heart tissue lysates using ATP5I Polyclonal Antibody at dilution of 1:200
Observed Mw:Refer to figures
Calculated Mw:8 kDa



Immunohistochemistry of paraffin-embedded Human esophagus cancer tissue using ATP5I Polyclonal Antibody at dilution of 1:30(×200)



Immunohistochemistry of paraffin-embedded Human thyroid cancer tissue using ATP5I Polyclonal Antibody at dilution of 1:30(×200)

Preparation & Storage

For Research Use Only

Storage Store at -20°C. Avoid freeze / thaw cycles.

Background

Mitochondrial ATP synthase catalyzes ATP synthesis, utilizing an electrochemical gradient of protons across the inner membrane during oxidative phosphorylation. It is composed of two linked multi-subunit complexes: the soluble catalytic core, F1, and the membrane-spanning component, Fo, which comprises the proton channel. The F1 complex consists of 5 different subunits (alpha, beta, gamma, delta, and epsilon) assembled in a ratio of 3 alpha, 3 beta, and a single representative of the other 3. The Fo seems to have nine subunits (a, b, c, d, e, f, g, F6 and 8). This gene encodes the e subunit of the Fo complex. Alternative splicing results in multiple transcript variants. ATP5I (ATP Synthase, H⁺ Transporting, Mitochondrial Fo Complex Subunit E) is a Protein Coding gene. Among its related pathways are Respiratory electron transport, ATP synthesis by chemiosmotic coupling, and heat production by uncoupling proteins. and purine nucleotides de novo biosynthesis. GO annotations related to this gene include ATPase activity and hydrogen ion transmembrane transporter activity.