

TGM3 Polyclonal Antibody

Catalog No. E-AB-52171

Note: Centrifuge before opening to ensure complete recovery of vial contents.

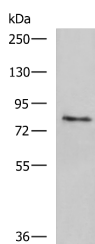
Description

Reactivity	Human
Immunogen	Fusion protein of human TGM3
Host	Rabbit
Isotype	IgG
Purification	Antigen affinity purification
Conjugation	Unconjugated
Buffer	PBS with 0.05% NaN ₃ and 40% Glycerol,pH7.4

Applications Recommended Dilution

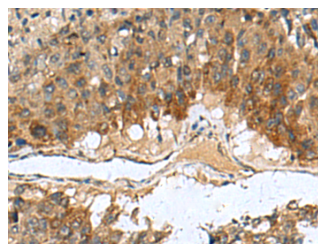
WB	1:1000-1:5000
IHC	1:100-1:300

Data

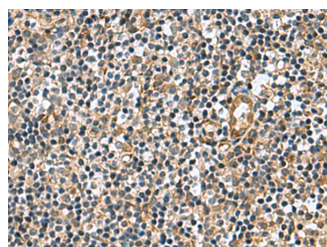


Western blot analysis of Human skin tissue lysate using TGM3 Polyclonal Antibody at dilution of 1:1600

Observed Mw:Refer to figures
Calculated Mw:77 kDa



Immunohistochemistry of paraffin-embedded Human liver cancer tissue using TGM3 Polyclonal Antibody at dilution of 1:110(×200)



Immunohistochemistry of paraffin-embedded Human tonsil tissue using TGM3 Polyclonal Antibody at dilution of 1:110(×200)

Preparation & Storage

For Research Use Only

Storage Store at -20°C. Avoid freeze / thaw cycles.

Background

Transglutaminases are enzymes that catalyze the crosslinking of proteins by epsilon-gamma glutamyl lysine isopeptide bonds. While the primary structure of transglutaminases is not conserved, they all have the same amino acid sequence at their active sites and their activity is calcium-dependent. The protein encoded by this gene consists of two polypeptide chains activated from a single precursor protein by proteolysis. The encoded protein is involved the later stages of cell envelope formation in the epidermis and hair follicle.