

## NDUFB11 Polyclonal Antibody

**Catalog No.** E-AB-52254

*Note:* Centrifuge before opening to ensure complete recovery of vial contents.

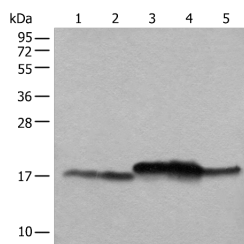
### Description

<b>Reactivity</b>	Human, Mouse
<b>Immunogen</b>	Full length fusion protein
<b>Host</b>	Rabbit
<b>Isotype</b>	IgG
<b>Purification</b>	Antigen affinity purification
<b>Conjugation</b>	Unconjugated
<b>Buffer</b>	PBS with 0.05% NaN <sub>3</sub> and 40% Glycerol,pH7.4

### Applications Recommended Dilution

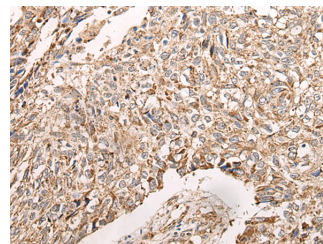
<b>WB</b>	1:1000-1:5000
<b>IHC</b>	1:50-1:300

### Data

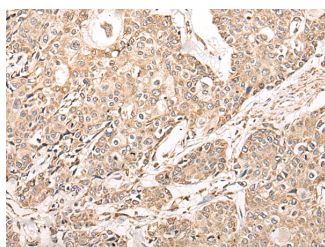


Western blot analysis of Mouse brain tissue Mouse liver tissue 231 cell K562 cell A431 cell lysates using NDUFB11 Polyclonal Antibody at dilution of 1:1000

**Observed Mw:Refer to figures**  
**Calculated Mw:17 kDa**



Immunohistochemistry of paraffin-embedded Human lung cancer tissue using NDUFB11 Polyclonal Antibody at dilution of 1:95(×200)



Immunohistochemistry of paraffin-embedded Human prostate cancer tissue using NDUFB11 Polyclonal Antibody at dilution of 1:95(×200)

### Preparation & Storage

#### For Research Use Only

**Storage** Store at -20°C. Avoid freeze / thaw cycles.

## Background

Complex 1 (also known as NADH dehydrogenase) of the electron transport chain (respiratory chain) is an enzymatic complex that catalyzes the transfer of electrons from NADH to ubiquinone. Free energy from the reaction is conserved in the transfer of protons into the intermembrane space to create an electrochemical proton gradient, a driving force for ATP synthesis. Complex 1 is a complicated, multi-protein, L-shaped complex composed of at least 45 different subunits and located in the mitochondrial inner membrane. NDUFB11 (NADH dehydrogenase (ubiquinone) 1 beta subcomplex subunit 11), also known as ESSS, Np15, Np17.3 (neuronal protein 17.3) or p17.3, is a hydrophobic transmembrane protein belonging to the Complex I NDUFB11 subunit family. Ubiquitously expressed, NDUFB11 localizes to the inner membrane of the mitochondrion and functions as an accessory subunit of Complex I. The cAMP-dependent phosphorylation of NDUFB11 is important for the regulation of Complex I activity.

## For Research Use Only