

ABHD14B Polyclonal Antibody

Catalog No. E-AB-52328

Note: Centrifuge before opening to ensure complete recovery of vial contents.

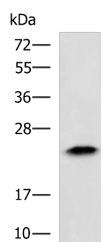
Description

Reactivity	Human, Mouse, Rat
Immunogen	Fusion protein of human ABHD14B
Host	Rabbit
Isotype	IgG
Purification	Antigen affinity purification
Conjugation	Unconjugated
Buffer	PBS with 0.05% NaN ₃ and 40% Glycerol, pH7.4

Applications Recommended Dilution

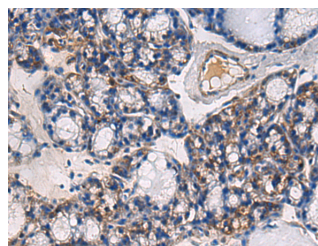
WB	1:500-1:2000
IHC	1:50-1:200

Data

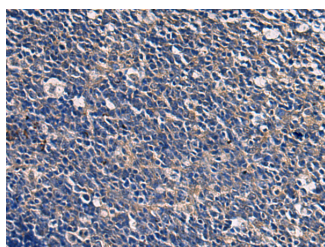


Western blot analysis of Human fetal liver tissue lysate using ABHD14B Polyclonal Antibody at dilution of 1:900

Observed Mw: Refer to figures
Calculated Mw: 22 kDa



Immunohistochemistry of paraffin-embedded Human thyroid cancer tissue using ABHD14B Polyclonal Antibody at dilution of 1:60 (×200)



Immunohistochemistry of paraffin-embedded Human tonsil tissue using ABHD14B Polyclonal Antibody at dilution of 1:60 (×200)

Preparation & Storage

For Research Use Only

Storage Store at -20°C. Avoid freeze / thaw cycles.

Background

Has hydrolase activity towards p-nitrophenyl butyrate (in vitro). May activate transcription.