

UFC1 Polyclonal Antibody

Catalog No. E-AB-52438

Note: Centrifuge before opening to ensure complete recovery of vial contents.

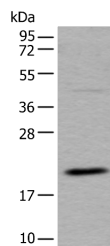
Description

Reactivity	Human, Mouse, Rat
Immunogen	Full length fusion protein
Host	Rabbit
Isotype	IgG
Purification	Antigen affinity purification
Conjugation	Unconjugated
Buffer	PBS with 0.05% NaN ₃ and 40% Glycerol, pH7.4

Applications Recommended Dilution

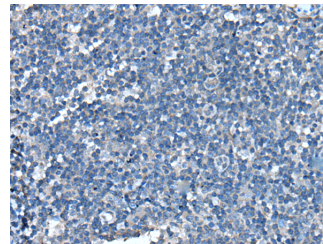
WB	1:500-1:2000
IHC	1:30-1:150

Data

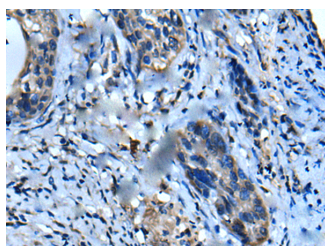


Western blot analysis of RAW264.7 cell lysate using UFC1 Polyclonal Antibody at dilution of 1:500

Observed Mw: Refer to figures
Calculated Mw: 19 kDa



Immunohistochemistry of paraffin-embedded Human tonsil tissue using UFC1 Polyclonal Antibody at dilution of 1:50 (x200)



Immunohistochemistry of paraffin-embedded Human cervical cancer tissue using UFC1 Polyclonal Antibody at dilution of 1:50 (x200)

Preparation & Storage

Storage Store at -20°C. Avoid freeze / thaw cycles.

For Research Use Only

Background

UFC1 is an E2-like conjugating enzyme for ubiquitin-fold modifier-1 (UFM1; MIM 610553) (Komatsu et al., 2004 [PubMed 15071506]).