

ZBTB8A Polyclonal Antibody

Catalog No. E-AB-52636

Note: Centrifuge before opening to ensure complete recovery of vial contents.

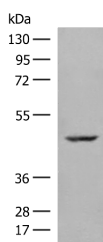
Description

Reactivity	Human, Mouse, Rat
Immunogen	Fusion protein of human ZBTB8A
Host	Rabbit
Isotype	IgG
Purification	Antigen affinity purification
Conjugation	Unconjugated
Buffer	PBS with 0.05% NaN ₃ and 40% Glycerol, pH7.4

Applications Recommended Dilution

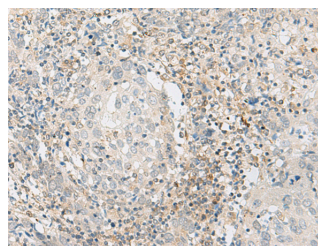
WB	1:500-1:2000
IHC	1:50-1:300

Data

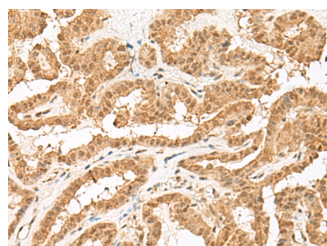


Western blot analysis of 293T cell lysate using ZBTB8A Polyclonal Antibody at dilution of 1:250

Observed Mw: Refer to figures
Calculated Mw: 50 kDa



Immunohistochemistry of paraffin-embedded Human cervical cancer tissue using ZBTB8A Polyclonal Antibody at dilution of 1:70 (x200)



Immunohistochemistry of paraffin-embedded Human thyroid cancer tissue using ZBTB8A Polyclonal Antibody at dilution of 1:70 (x200)

Preparation & Storage

Storage Store at -20°C. Avoid freeze / thaw cycles.

For Research Use Only

Background

May be involved in transcriptional regulation.