

# TRMT1 Polyclonal Antibody

Catalog Number:E-AB-52656



**Note:** Centrifuge before opening to ensure complete recovery of vial contents.

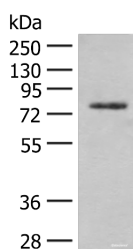
## Description

<b>Reactivity</b>	Human, Mouse
<b>Immunogen</b>	Fusion protein of human TRMT1
<b>Host</b>	Rabbit
<b>Isotype</b>	IgG
<b>Purification</b>	Antigen affinity purification
<b>Conjugation</b>	Unconjugated
<b>Formulation</b>	PBS with 0.05% NaN <sub>3</sub> and 40% Glycerol,pH7.4

## Applications Recommended Dilution

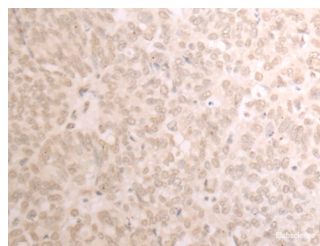
<b>WB</b>	1:500-1:2000
<b>IHC</b>	1:30-1:150
<b>ELISA</b>	1:5000-1:10000

## Data

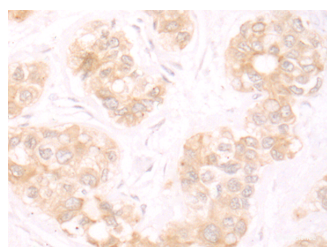


Western blot analysis of HeLa cell lysate using TRMT1 Polyclonal Antibody at dilution of 1:300

**Observed Mw:Refer to figures**  
**Calculated Mw:72 kDa**



Immunohistochemistry of paraffin-embedded Human ovarian cancer tissue using TRMT1 Polyclonal Antibody at dilution of 1:25(×200)



Immunohistochemistry of paraffin-embedded Human liver cancer tissue using TRMT1 Polyclonal Antibody at dilution of 1:25(×200)

## Preparation & Storage

**Storage** Store at -20°C. Avoid freeze / thaw cycles.

## Background

Dimethylates a single guanine residue at position 26 of most tRNAs using S-adenosyl-L-methionine as donor of the

## For Research Use Only

A Reliable Research Partner in Life Science and Medicine

Toll-free: 1-888-852-8623

Web: [www.elabscience.com](http://www.elabscience.com)

Tel: 1-832-243-6086

Email: [techsupport@elabscience.com](mailto:techsupport@elabscience.com)

Fax: 1-832-243-6017

# TRMT1 Polyclonal Antibody

Catalog Number: E-AB-52656



methyl groups.

---

## For Research Use Only

A Reliable Research Partner in Life Science and Medicine

Toll-free: 1-888-852-8623

Tel: 1-832-243-6086

Fax: 1-832-243-6017

Web: [www.elabscience.com](http://www.elabscience.com)

Email: [techsupport@elabscience.com](mailto:techsupport@elabscience.com)