

ZAP70 Polyclonal Antibody

Catalog Number:E-AB-53218

Note: Centrifuge before opening to ensure complete recovery of vial contents.


Description

Reactivity	Human, Mouse
Immunogen	Synthetic peptide of human ZAP70
Host	Rabbit
Isotype	IgG
Purification	Antigen affinity purification
Conjugation	Unconjugated
Formulation	PBS with 0.05% NaN ₃ and 40% Glycerol,pH7.4

Applications Recommended Dilution

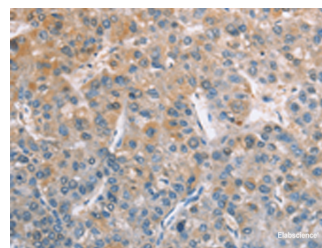
WB	1:500-1:2000
IHC	1:25-1:100
ELISA	1:2000-1:5000

Data

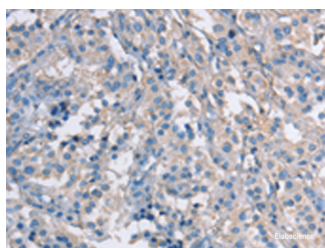


Western blot analysis of Jurkat cells mouse thymus tissue using ZAP70 Polyclonal Antibody at dilution of 1:1000

Observed Mw:Refer to figures
Calculated Mw:70 kDa



Immunohistochemistry of paraffin-embedded Human liver cancer tissue using ZAP70 Polyclonal Antibody at dilution of 1:50(×200)



Immunohistochemistry of paraffin-embedded Human thyroid cancer tissue using ZAP70 Polyclonal Antibody at dilution of 1:50(×200)

Preparation & Storage

Storage Store at -20°C. Avoid freeze / thaw cycles.

Background

For Research Use Only

A Reliable Research Partner in Life Science and Medicine

Toll-free: 1-888-852-8623

Web: www.elabscience.com

Tel: 1-832-243-6086

Email: techsupport@elabscience.com

Fax: 1-832-243-6017

ZAP70 Polyclonal Antibody

Catalog Number:E-AB-53218



Zeta-associated protein (ZAP)-70, a member of the Syk family of tyrosine kinases, plays an important role in T-cell receptor signaling, natural killer (NK) cell activation and early B-cell development. ZAP-70 is expressed in a subset of cases of chronic lymphocytic leukemia/small lymphocytic lymphoma (CLL/SLL) with unmutated immunoglobulin heavy-chain variable region (IgVH) genes and is associated with poor clinical outcome.

For Research Use Only

A Reliable Research Partner in Life Science and Medicine

Toll-free: 1-888-852-8623

Tel: 1-832-243-6086

Fax: 1-832-243-6017

Web: www.elabscience.com

Email: techsupport@elabscience.com