

ANXA5 Polyclonal Antibody

Catalog No. E-AB-10044

Note: Centrifuge before opening to ensure complete recovery of vial contents.

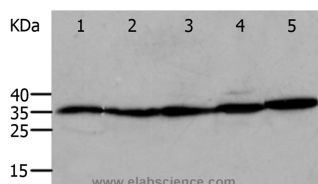
Description

Reactivity	Human,Mouse,Rat
Immunogen	Recombinant protein of human ANXA5
Host	Rabbit
Isotype	IgG
Purification	Affinity purification
Conjugation	Unconjugated
Buffer	PBS with 0.05% sodium azide and 50% glycerol, PH7.4

Applications Recommended Dilution

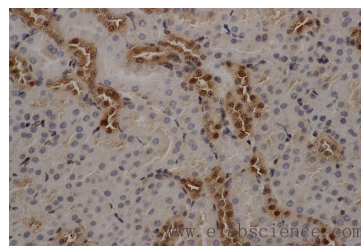
WB	1:500-1:2000
IHC	1:50-1:200

Data

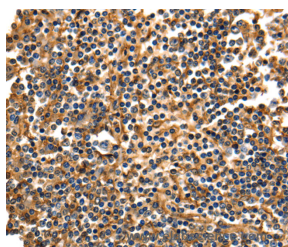


Western Blot analysis of Mouse eyes and heart, Human cervical cancer tissue, OP9 and RAW264.7 cell using ANXA5 Polyclonal Antibody at dilution of 1:750

Calculated Mw:36kDa



Immunohistochemistry of paraffin-embedded Mouse kidney using ANXA5 Polyclonal Antibody at dilution of 1:50



Immunohistochemistry of paraffin-embedded Human tonsil using ANXA5 Polyclonal Antibody at dilution of 1:40

Preparation & Storage

For Research Use Only

Storage Store at -20°C. Avoid freeze / thaw cycles.

Background

The protein encoded by this gene belongs to the annexin family of calcium-dependent phospholipid binding proteins some of which have been implicated in membrane-related events along exocytotic and endocytotic pathways. Annexin 5 is a phospholipase A2 and protein kinase C inhibitory protein with calcium channel activity and a potential role in cellular signal transduction, inflammation, growth and differentiation. Annexin 5 has also been described as placental anticoagulant protein I, vascular anticoagulant-alpha, endonexin II, lipocortin V, placental protein 4 and anchorin CII. The gene spans 29 kb containing 13 exons, and encodes a single transcript of approximately 1.6 kb and a protein product with a molecular weight of about 35 kDa.