

ANGPT2 Polyclonal Antibody

Catalog Number:E-AB-10134



Note: Centrifuge before opening to ensure complete recovery of vial contents.

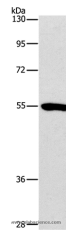
Description

Reactivity	Human,Mouse,Rat
Immunogen	Recombinant protein of human ANGPT2
Host	Rabbit
Isotype	IgG
Purification	Affinity purification
Conjugation	Unconjugated
Formulation	PBS with 0.05% sodium azide and 50% glycerol, PH7.4

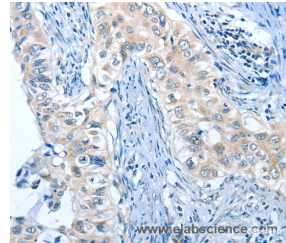
Applications Recommended Dilution

WB	1:500-1:2000
IHC	1:50-1:200

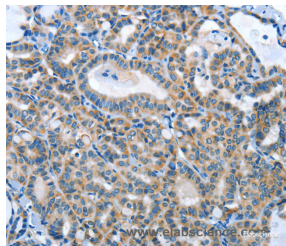
Data



Western Blot analysis of Mouse kidney tissue using ANGPT2 Polyclonal Antibody at dilution of 1:800
Calculated Mw:57kDa



Immunohistochemistry of paraffin-embedded Human cervical cancer using ANGPT2 Polyclonal Antibody at dilution of 1:45



Immunohistochemistry of paraffin-embedded Human thyroid cancer using ANGPT2 Polyclonal Antibody at dilution of 1:45

Preparation & Storage

Storage Store at -20°C. Avoid freeze / thaw cycles.

Background

The protein encoded by this gene is an antagonist of angiopoietin 1 (ANGPT1) and endothelial TEK tyrosine kinase (TIE-2, TEK). The encoded protein disrupts the vascular remodeling ability of ANGPT1 and may induce endothelial cell apoptosis. Three transcript variants encoding three different isoforms have been found for this gene.

For Research Use Only

A Reliable Research Partner in Life Science and Medicine

Toll-free: 1-888-852-8623

Web: www.elabscience.com

Tel: 1-832-243-6086

Email: techsupport@elabscience.com

Fax: 1-832-243-6017