FGF9 Polyclonal Antibody

Catalog Number:E-AB-10180

DIA·AN® by Elabscience

Note: Centrifuge before opening to ensure complete recovery of vial contents.

Description

Reactivity	Human,Mouse,Rat
Immunogen	Recombinant protein of human FGF9
Host	Rabbit
Isotype	IgG
Purification	Affinity purification
Conjugation	Unconjugated
Formulation	PBS with 0.05% sodium azide and 50% glycerol, PH7.4

Applications	Recommended Dilution
WB	1:500-1:2000
IHC	1:50-1:200

Data

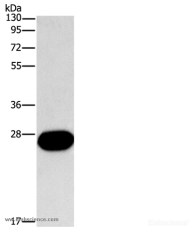

Western Blot analysis of Mouse kidney tissue using FGF9 Polyclonal Antibody at dilution of 1:800
Calculated Mw:23kDa

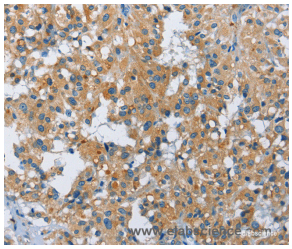

Immunohistochemistry of paraffin-embedded Human thyroid cancer using FGF9 Polyclonal Antibody at dilution of 1:40

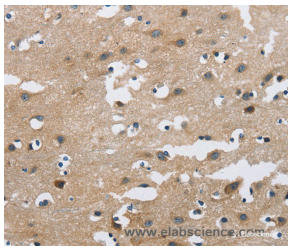

Immunohistochemistry of paraffin-embedded Human brain using FGF9 Polyclonal Antibody at dilution of 1:40

Preparation & Storage

Storage	Store at -20℃. Avoid freeze / thaw cycles.

Background

The protein encoded by this gene is a member of the fibroblast growth factor (FGF) family. FGF family members possess broad mitogenic and cell survival activities, and are involved in a variety of biological processes, including embryonic development, cell growth, morphogenesis, tissue repair, tumor growth and invasion. This protein was isolated as a secreted factor that exhibits a growth-stimulating effect on cultured glial cells. In nervous system, this protein is produced mainly

by neurons and may be important for glial cell development. Expression of the mouse homolog of this gene was found to be dependent on Sonic hedgehog (Shh) signaling.

Toll-free: 1-888-852-8623 Tel: 1-832-243-6086 Fax: 1-832-243-6017

Web: www.elabscience.com Email: techsupport@elabscience.com