

# DNAJB4 Polyclonal Antibody

Catalog Number:E-AB-11163

**Note:** Centrifuge before opening to ensure complete recovery of vial contents.

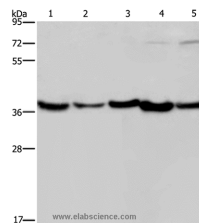
## Description

<b>Reactivity</b>	Human,Mouse
<b>Immunogen</b>	Recombinant protein of human DNAJB4
<b>Host</b>	Rabbit
<b>Isotype</b>	IgG
<b>Purification</b>	Affinity purification
<b>Conjugation</b>	Unconjugated
<b>Formulation</b>	PBS with 0.05% sodium azide and 50% glycerol, PH7.4

## Applications Recommended Dilution

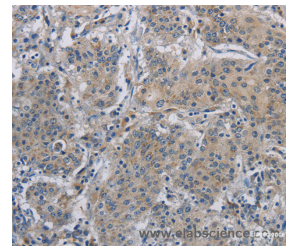
<b>WB</b>	1:500-1:2000
<b>IHC</b>	1:25-1:100

## Data

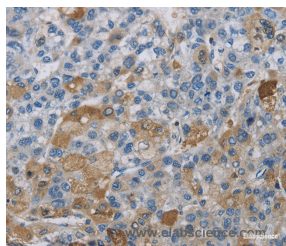


Western Blot analysis of Human fetal liver, Mouse skeletal muscle and heart tissue, Hela and Jurkat cell using DNAJB4 Polyclonal Antibody at dilution of 1:200

**Calculated Mw:38kDa**



Immunohistochemistry of paraffin-embedded Human gastric cancer using DNAJB4 Polyclonal Antibody at dilution of 1:50



Immunohistochemistry of paraffin-embedded Human liver cancer using DNAJB4 Polyclonal Antibody at dilution of 1:50

## Preparation & Storage

**Storage** Store at -20°C. Avoid freeze / thaw cycles.

## Background

DNAJB4 belongs to the evolutionarily conserved DNAJ/HSP40 protein family. For background information on the DNAJ family, see MIM 608375.

## For Research Use Only

A Reliable Research Partner in Life Science and Medicine

Toll-free: 1-888-852-8623

Web: [www.elabscience.com](http://www.elabscience.com)

Tel: 1-832-243-6086

Email: [techsupport@elabscience.com](mailto:techsupport@elabscience.com)

Fax: 1-832-243-6017