

HSD17B2 Polyclonal Antibody

Catalog Number:E-AB-11304

Note: Centrifuge before opening to ensure complete recovery of vial contents.

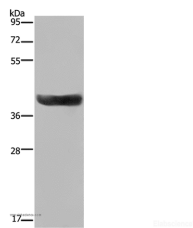
Description

Reactivity	Human
Immunogen	Recombinant protein of human HSD17B2
Host	Rabbit
Isotype	IgG
Purification	Affinity purification
Conjugation	Unconjugated
Formulation	PBS with 0.05% sodium azide and 50% glycerol, PH7.4

Applications Recommended Dilution

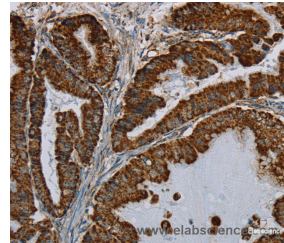
WB	1:500-1:2000
IHC	1:50-1:200

Data

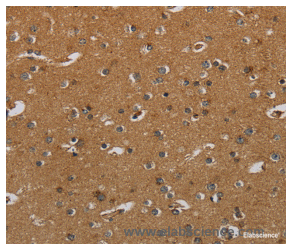


Western Blot analysis of Human fetal liver tissue using HSD17B2 Polyclonal Antibody at dilution of 1:300

Calculated Mw:43kDa



Immunohistochemistry of paraffin-embedded Human esophagus cancer using HSD17B2 Polyclonal Antibody at dilution of 1:50



Immunohistochemistry of paraffin-embedded Human brain using HSD17B2 Polyclonal Antibody at dilution of 1:50

Preparation & Storage

Storage Store at -20°C. Avoid freeze / thaw cycles.

Background

17 β -HSD2 (17 β hydroxysteroid dehydrogenase type 2) belongs to the 17 β -HSD family of proteins that regulate the availability of steroids within a tissue. 17 β -HSD2 converts active steroids to their inactive form through its oxidative activity. It is a key player in the inactivation of Estradiol and testosterone. Due to the affects that 17 β -HSD2 has on the

For Research Use Only

A Reliable Research Partner in Life Science and Medicine

Toll-free: 1-888-852-8623

Web: www.elabscience.com

Tel: 1-832-243-6086

Email: techsupport@elabscience.com

Fax: 1-832-243-6017

HSD17B2 Polyclonal Antibody

Catalog Number:E-AB-11304



availability of estrogen, it has been extensively investigated for playing a possible role in breast tumor development, colon cancer development and the pathophysiology of endometriosis.

For Research Use Only

A Reliable Research Partner in Life Science and Medicine

Toll-free: 1-888-852-8623

Tel: 1-832-243-6086

Fax: 1-832-243-6017

Web: www.elabscience.com

Email: techsupport@elabscience.com