

CD54 Polyclonal Antibody

Catalog Number:E-AB-13130

Note: Centrifuge before opening to ensure complete recovery of vial contents.

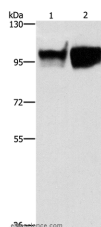
Description

Reactivity	Human
Immunogen	Synthetic peptide of human ICAM1
Host	Rabbit
Isotype	IgG
Purification	Affinity purification
Conjugation	Unconjugated
Formulation	PBS with 0.05% sodium azide and 50% glycerol, PH7.4

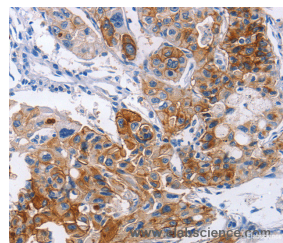
Applications Recommended Dilution

WB	1:500-1:2000
IHC	1:25-1:100

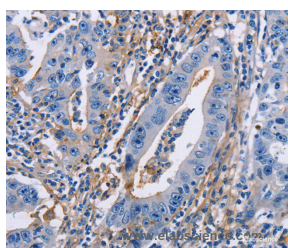
Data



Western Blot analysis of Hela and raji cell using CD54 Polyclonal Antibody at dilution of 1:350
Calculated Mw:58kDa



Immunohistochemistry of paraffin-embedded Human lung cancer using CD54 Polyclonal Antibody at dilution of 1:30



Immunohistochemistry of paraffin-embedded Human gastric cancer using CD54 Polyclonal Antibody at dilution of 1:30

Preparation & Storage

Storage Store at -20°C. Avoid freeze / thaw cycles.

Background

This gene encodes a cell surface glycoprotein which is typically expressed on endothelial cells and cells of the immune system. It binds to integrins of type CD11a / CD18, or CD11b / CD18 and is also exploited by Rhinovirus as a receptor. ICAM proteins are ligands for the leukocyte adhesion protein LFA-1 (integrin alpha-L/beta-2). During leukocyte trans-endothelial migration, ICAM1 engagement promotes the assembly of endothelial apical cups through ARHGEF26/SGEF

For Research Use Only

A Reliable Research Partner in Life Science and Medicine

Toll-free: 1-888-852-8623

Web: www.elabscience.com

Tel: 1-832-243-6086

Email: techsupport@elabscience.com

Fax: 1-832-243-6017

CD54 Polyclonal Antibody

Catalog Number:E-AB-13130



and RHOG activation. In case of rhinovirus infection acts as a cellular receptor for the virus.

For Research Use Only

A Reliable Research Partner in Life Science and Medicine

Toll-free: 1-888-852-8623

Web: www.elabscience.com

Tel: 1-832-243-6086

Email: techsupport@elabscience.com

Fax: 1-832-243-6017