

TYR Polyclonal Antibody

Catalog No. E-AB-14431

Note: Centrifuge before opening to ensure complete recovery of vial contents.

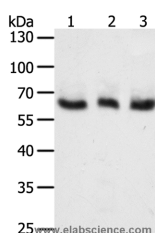
Description

Reactivity	Human, Mouse
Immunogen	Recombinant protein of human TYR
Host	Rabbit
Isotype	IgG
Purification	Affinity purification
Conjugation	Unconjugated
Buffer	PBS with 0.05% sodium azide and 50% glycerol, PH7.4

Applications Recommended Dilution

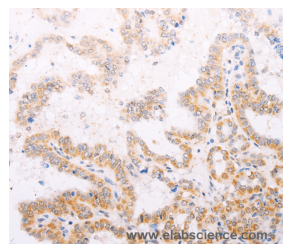
WB	1:500-1:2000
IHC	1:25-1:100

Data

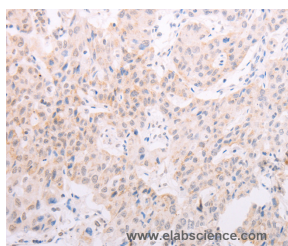


Western Blot analysis of A375, HeLa and Jurkat cell using TYR Polyclonal Antibody at dilution of 1:400

Calculated Mw:60kDa



Immunohistochemistry of paraffin-embedded Human thyroid cancer using TYR Polyclonal Antibody at dilution of 1:30



Immunohistochemistry of paraffin-embedded Human lung cancer using TYR Polyclonal Antibody at dilution of 1:30

Preparation & Storage

Storage Store at -20°C. Avoid freeze / thaw cycles.

Background

For Research Use Only

The enzyme encoded by this gene catalyzes the first 2 steps, and at least 1 subsequent step, in the conversion of tyrosine to melanin. The enzyme has both tyrosine hydroxylase and dopa oxidase catalytic activities, and requires copper for function. Mutations in this gene result in oculocutaneous albinism, and nonpathologic polymorphisms result in skin pigmentation variation. The human genome contains a pseudogene similar to the 3' half of this gene.