# 14-3-3 beta/alpha Polyclonal Antibody

**Catalog Number:E-AB-15795**

DIA•AN® by Elabscience

***Note:*** Centrifuge before opening to ensure complete recovery of vial contents.

## Description

| | |
|---|---|
| **Reactivity** | Human,Mouse,Rat |
| **Immunogen** | Synthetic peptide of human YWHAB |
| **Host** | Rabbit |
| **Isotype** | IgG |
| **Purification** | Affinity purification |
| **Conjugation** | Unconjugated |
| **Formulation** | PBS with 0.05% sodium azide and 50% glycerol, PH7.4 |

| Applications | Recommended Dilution |
|---|---|
| **WB** | 1:500-1:2000 |
| **IHC** | 1:25-1:100 |

## Data

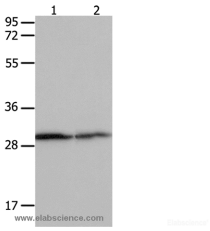


Western Blot analysis of Hela cell and Mouse kidney tissue using 14-3-3 beta/alpha Polyclonal Antibody at dilution of 1:550

**Calculated Mw:28kDa**

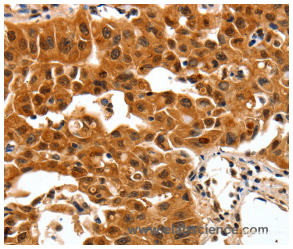

Immunohistochemistry of paraffin-embedded Human lung cancer using 14-3-3 beta/alpha Polyclonal Antibody at dilution of 1:30

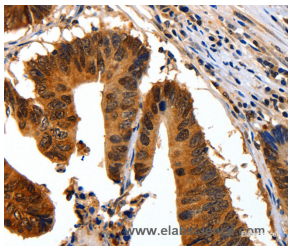

Immunohistochemistry of paraffin-embedded Human colon cancer using 14-3-3 beta/alpha Polyclonal Antibody at dilution of 1:30

## Preparation & Storage

| | |
|---|---|
| **Storage** | Store at -20℃. Avoid freeze / thaw cycles. |

## Background

This gene encodes a protein belonging to the 14-3-3 family of proteins, members of which mediate signal transduction by binding to phosphoserine-containing proteins. This highly conserved protein family is found in both plants and mammals. The encoded protein has been shown to interact with RAF1 and CDC25 phosphatases, suggesting that it may play a role in

linking mitogenic signaling and the cell cycle machinery. Two transcript variants, which encode the same protein, have been identified for this gene.