

PPAR gamma Polyclonal Antibody

Catalog No. E-AB-60059

Note: Centrifuge before opening to ensure complete recovery of vial contents.

Description

Reactivity	Human, Mouse, Rat
Immunogen	A synthetic peptide of human PPAR gamma (NP_056953.2).
Host	Rabbit
Isotype	IgG
Purification	Affinity purification
Conjugation	Unconjugated
Buffer	PBS with 0.02% sodium azide, 50% glycerol, pH7.3.

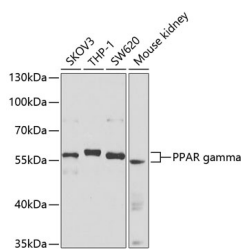
Applications Recommended Dilution

WB 1:500-1:2000 IHC

1:50-1:200 IF

1:50-1:200

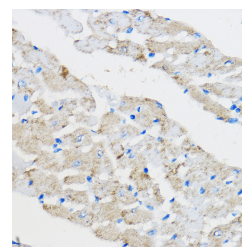
Data



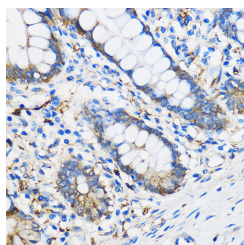
Western blot analysis of extracts of various cell lines using PPAR gamma Polyclonal Antibody at dilution of 1:1000.

Observed Mw:57kDa

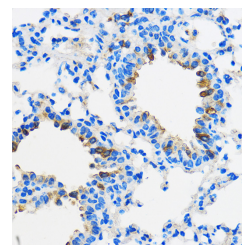
Calculated Mw:21kDa/54kDa/57kDa



Immunohistochemistry of paraffin-embedded Rat heart using PPAR gamma Polyclonal Antibody at dilution of 1:100 (40x lens).

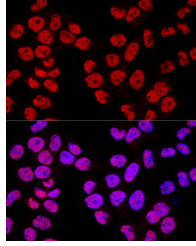


Immunohistochemistry of paraffin-embedded Human colon using PPAR gamma Polyclonal Antibody at dilution of 1:100 (40x lens).

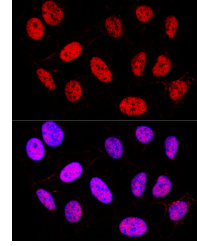


Immunohistochemistry of paraffin-embedded Mouse lung using PPAR gamma Polyclonal Antibody at dilution of 1:100 (40x lens).

For Research Use Only



Confocal immunofluorescence analysis of HeLa cells using PPAR gamma Polyclonal Antibody at dilution of 1:200. Blue: DAPI for nuclear staining.



Confocal immunofluorescence analysis of U-2 OS cells using PPAR gamma Polyclonal Antibody at dilution of 1:200. Blue: DAPI for nuclear staining.

Preparation & Storage

Storage Store at -20°C. Avoid freeze / thaw cycles.

Background

This gene encodes a member of the peroxisome proliferator-activated receptor (PPAR) subfamily of nuclear receptors. PPARs form heterodimers with retinoid X receptors (RXRs) and these heterodimers regulate transcription of various genes. Three subtypes of PPARs are known: PPAR-alpha, PPAR-delta, and PPAR-gamma. The protein encoded by this gene is PPAR-gamma and is a regulator of adipocyte differentiation. Additionally, PPAR-gamma has been implicated in the pathology of numerous diseases including obesity, diabetes, atherosclerosis and cancer. Alternatively spliced transcript variants that encode different isoforms have been described.

For Research Use Only