

## VEGF Receptor 2 Polyclonal Antibody

**Catalog No.** E-AB-63481

*Note:* Centrifuge before opening to ensure complete recovery of vial contents.

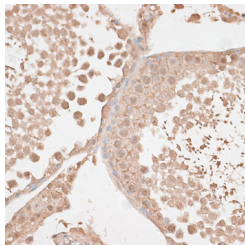
### Description

|                     |  |
|---------------------|--|
| <b>Reactivity</b>   | Human,Mouse,Rat  |
| <b>Immunogen</b>    | Recombinant fusion protein of human VEGF Receptor 2 (NP_002244.1). |
| <b>Host</b>         | Rabbit   |
| <b>Isotype</b>      | IgG  |
| <b>Purification</b> | Affinity purification  |
| <b>Conjugation</b>  | Unconjugated   |
| <b>Buffer</b>       | PBS with 0.02% sodium azide, 50% glycerol, pH7.3.                  |

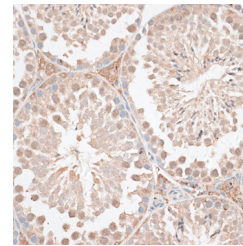
### Applications Recommended Dilution

**IHC** 1:50-1:200

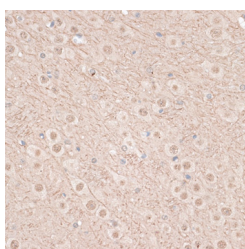
### Data



Immunohistochemistry of paraffin-embedded Rat testis using VEGF Receptor 2 Polyclonal Antibody at dilution of 1:100 (40x lens).



Immunohistochemistry of paraffin-embedded Mouse testis using VEGF Receptor 2 Polyclonal Antibody at dilution of 1:100 (40x lens).



Immunohistochemistry of paraffin-embedded Mouse brain using VEGF Receptor 2 Polyclonal Antibody at dilution of 1:100 (40x lens).

### Preparation & Storage

**Storage** Store at -20°C. Avoid freeze / thaw cycles.

### Background

Vascular endothelial growth factor (VEGF) is a major growth factor for endothelial cells. This gene encodes one of the

### For Research Use Only

two receptors of the VEGF. This receptor, known as kinase insert domain receptor, is a type III receptor tyrosine kinase. It functions as the main mediator of VEGF-induced endothelial proliferation, survival, migration, tubular morphogenesis and sprouting. The signalling and trafficking of this receptor are regulated by multiple factors, including Rab GTPase, P2Y purine nucleotide receptor, integrin alphaVbeta3, T-cell protein tyrosine phosphatase, etc.. Mutations of this gene are implicated in infantile capillary hemangiomas.

---

## For Research Use Only