

PHPT1 Polyclonal Antibody

Catalog No. E-AB-60198

Note: Centrifuge before opening to ensure complete recovery of vial contents.

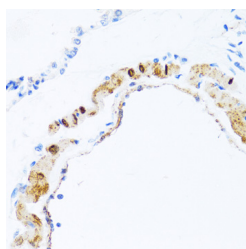
Description

| | |
|---------------------|--|
| Reactivity | Human,Mouse,Rat |
| Immunogen | Recombinant fusion protein of human PHPT1 (NP_054891.2). |
| Host | Rabbit |
| Isotype | IgG |
| Purification | Affinity purification |
| Conjugation | Unconjugated |
| Buffer | PBS with 0.02% sodium azide, 50% glycerol, pH7.3. |

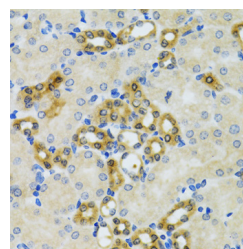
Applications Recommended Dilution

IHC 1:50-1:200

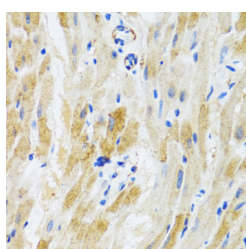
Data



Immunohistochemistry of paraffin-embedded Rat lung using PHPT1 Polyclonal Antibody at dilution of 1:100 (40x lens).



Immunohistochemistry of paraffin-embedded Mouse kidney using PHPT1 Polyclonal Antibody at dilution of 1:100 (40x lens).



Immunohistochemistry of paraffin-embedded Mouse heart using PHPT1 Polyclonal Antibody at dilution of 1:100 (40x lens).

Preparation & Storage

Storage Store at -20°C. Avoid freeze / thaw cycles.

Background

This gene encodes an enzyme that catalyzes the reversible dephosphorylation of histidine residues in proteins. It may be

For Research Use Only

involved in the dephosphorylation of G-beta and ATP citrate lyase and in negatively regulating CD4 T lymphocytes by dephosphorylation and inhibition of KCa3.1 channels. Alternative splicing results in multiple transcript variants.

For Research Use Only

Toll-free: 1-888-852-8623

Web: www.elabscience.com

Tel: 1-832-243-6086

Email: techsupport@elabscience.com

Fax: 1-832-243-6017