

# PHPT1 Polyclonal Antibody

Catalog Number:E-AB-60198

**Note:** Centrifuge before opening to ensure complete recovery of vial contents.

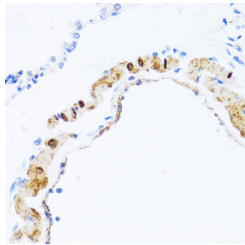
## Description

<b>Reactivity</b>	Human,Mouse,Rat
<b>Immunogen</b>	Recombinant fusion protein of human PHPT1 (NP_054891.2).
<b>Host</b>	Rabbit
<b>Isotype</b>	IgG
<b>Purification</b>	Affinity purification
<b>Conjugation</b>	Unconjugated
<b>Formulation</b>	PBS with 0.02% sodium azide, 50% glycerol, pH7.3.

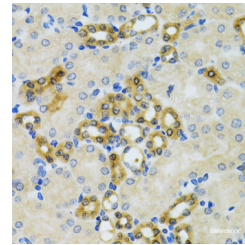
## Applications Recommended Dilution

<b>IHC</b>	1:50-1:200
------------	------------

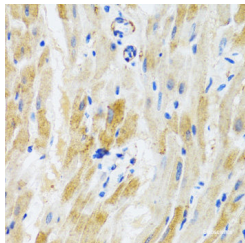
## Data



Immunohistochemistry of paraffin-embedded Rat lung using PHPT1 Polyclonal Antibody at dilution of 1:100 (40x lens).



Immunohistochemistry of paraffin-embedded Mouse kidney using PHPT1 Polyclonal Antibody at dilution of 1:100 (40x lens).



Immunohistochemistry of paraffin-embedded Mouse heart using PHPT1 Polyclonal Antibody at dilution of 1:100 (40x lens).

## Preparation & Storage

**Storage** Store at -20°C. Avoid freeze / thaw cycles.

## Background

This gene encodes an enzyme that catalyzes the reversible dephosphorylation of histidine residues in proteins. It may be involved in the dephosphorylation of G-beta and ATP citrate lyase and in negatively regulating CD4 T lymphocytes by dephosphorylation and inhibition of KCa3.1 channels. Alternative splicing results in multiple transcript variants.

## For Research Use Only

A Reliable Research Partner in Life Science and Medicine

Toll-free: 1-888-852-8623

Web: [www.elabscience.com](http://www.elabscience.com)

Tel: 1-832-243-6086

Email: [techsupport@elabscience.com](mailto:techsupport@elabscience.com)

Fax: 1-832-243-6017