Bcl-2 Polyclonal Antibody

Catalog No. E-AB-64075

Note: Centrifuge before opening to ensure complete recovery of vial contents.

Description

Reactivity	Human,Mouse,Rat
Immunogen	A synthetic peptide of human Bcl-2 (NP_000624.2).
Host	Rabbit
Isotype	IgG
Purification	Affinity purification
Conjugation	Unconjugated
Buffer	PBS with 0.02% sodium azide, 50% glycerol, pH7.3.

Applications	Recommended Dilution
IHC	1:20-1:100

Data

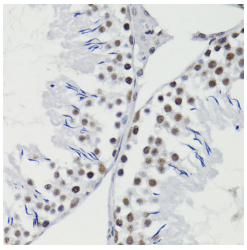

Immunohistochemistry of paraffin-embedded Rat testis using Bcl-2 Polyclonal Antibody at dilution of 1:200 (40x lens).

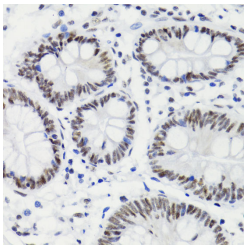

Immunohistochemistry of paraffin-embedded Human stomach using Bcl-2 Polyclonal Antibody at dilution of 1:200 (40x lens).

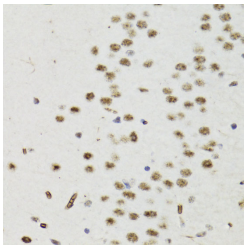

Immunohistochemistry of paraffin-embedded Mouse brain using Bcl-2 Polyclonal Antibody at dilution of 1:200 (40x lens).

Preparation & Storage

Storage Store at -20°C. Avoid freeze / thaw cycles.

Background

This gene encodes an integral outer mitochondrial membrane protein that blocks the apoptotic death of some cells such as

Toll-free: 1-888-852-8623 Tel: 1-832-243-6086 Fax: 1-832-243-6017
Web: www.elabscience.com Email: techsupport@elabscience.com

lymphocytes. Constitutive expression of BCL2, such as in the case of translocation of BCL2 to Ig heavy chain locus, is thought to be the cause of follicular lymphoma. Alternative splicing results in multiple transcript variants.

Toll-free: 1-888-852-8623 Tel: 1-832-243-6086 Fax: 1-832-243-6017
Web: www.elabscience.com Email: techsupport@elabscience.com