

## (KO Validated) HNRNPA2B1 Polyclonal Antibody

Catalog No. E-AB-60221

**Note:** Centrifuge before opening to ensure complete recovery of vial contents.

### Description

<b>Reactivity</b>	Human, Mouse, Rat
<b>Immunogen</b>	Recombinant fusion protein of human HNRNPA2B1 (NP_002128.1).
<b>Host</b>	Rabbit
<b>Isotype</b>	IgG
<b>Purification</b>	Affinity purification
<b>Conjugation</b>	Unconjugated
<b>Buffer</b>	PBS with 0.02% sodium azide, 50% glycerol, pH7.3.

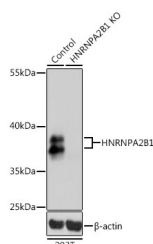
### Applications Recommended Dilution

**WB 1:500-1:2000 IHC**

**1:50-1:200 IF**

**1:50-1:200**

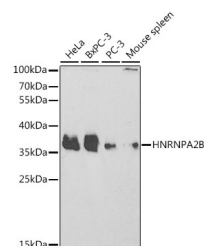
### Data



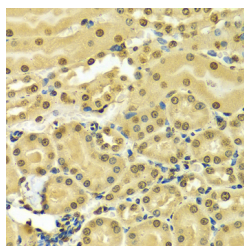
Western blot analysis of extracts from normal (control) and HNRNPA2B1 knockout (KO) 293T cells using HNRNPA2B1 Polyclonal Antibody at dilution of 1:1000.

**Observed Mw:37kDa**

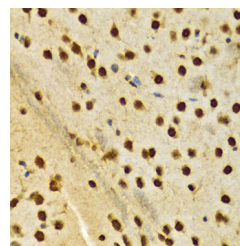
**Calculated Mw:36kDa/37kDa**



Western blot analysis of extracts of various cell lines using HNRNPA2B1 Polyclonal Antibody at dilution of 1:1000.

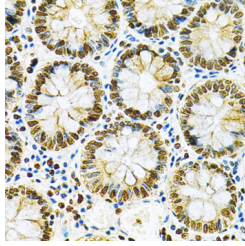


Immunohistochemistry of paraffin-embedded Mouse kidney using HNRNPA2B1 Polyclonal Antibody at dilution of 1:100 (40x lens).

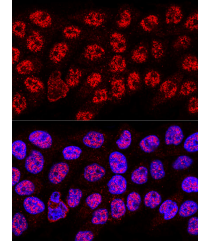


Immunohistochemistry of paraffin-embedded Rat brain using HNRNPA2B1 Polyclonal Antibody at dilution of 1:100 (40x lens).

### For Research Use Only



Immunohistochemistry of paraffin-embedded Human colon using HNRNPA2B1 Polyclonal Antibody at dilution of 1:200 (40x lens).



Confocal immunofluorescence analysis of HeLa cells using HNRNPA2B1 Polyclonal Antibody at dilution of 1:400. Blue: DAPI for nuclear staining.

## Preparation & Storage

**Storage** Store at -20°C. Avoid freeze / thaw cycles.

## Background

This gene belongs to the A/B subfamily of ubiquitously expressed heterogeneous nuclear ribonucleoproteins (hnRNPs). The hnRNPs are RNA binding proteins and they complex with heterogeneous nuclear RNA (hnRNA). These proteins are associated with pre-mRNAs in the nucleus and appear to influence pre-mRNA processing and other aspects of mRNA metabolism and transport. While all of the hnRNPs are present in the nucleus, some seem to shuttle between the nucleus and the cytoplasm. The hnRNP proteins have distinct nucleic acid binding properties. The protein encoded by this gene has two repeats of quasi-RRM domains that bind to RNAs. This gene has been described to generate two alternatively spliced transcript variants which encode different isoforms.

## For Research Use Only