

## JNK2 Polyclonal Antibody

**Catalog No.** E-AB-60285

*Note:* Centrifuge before opening to ensure complete recovery of vial contents.

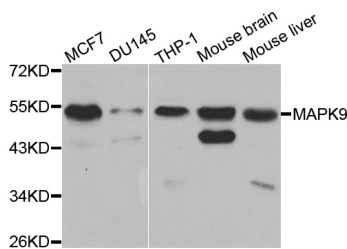
### Description

<b>Reactivity</b>	Human, Mouse
<b>Immunogen</b>	Recombinant protein of human MAPK9
<b>Host</b>	Rabbit
<b>Isotype</b>	IgG
<b>Purification</b>	Affinity purification
<b>Conjugation</b>	Unconjugated
<b>Buffer</b>	PBS with 0.02% sodium azide and 50% glycerol pH 7.4.

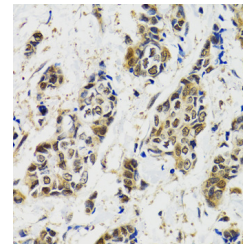
### Applications Recommended Dilution

**WB 1:500 - 1:2000**  
**IHC 1:50 - 1:200 IF**  
**1:50 - 1:200**

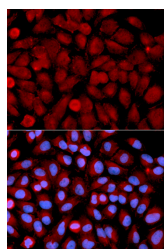
### Data



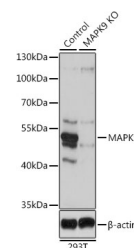
Western blot analysis of extracts of various cell lines with JNK2 Polyclonal Antibody  
**Observed Mw:54kDa**  
**Calculated Mw:27kDa/44kDa/48kDa**



Immunohistochemistry of paraffin-embedded human breast cancer with JNK2 Polyclonal Antibody



Immunofluorescence analysis of U2OS cells with JNK2 Polyclonal Antibody



Western blot analysis of extracts from normal (control) and JNK2 knockout (KO) 293T cells, using JNK2 Polyclonal Antibody at dilution of 1:1000.

### Preparation & Storage

**Storage** Store at -20°C. Avoid freeze / thaw cycles.

### For Research Use Only

## Background

The protein encoded by this gene is a member of the MAP kinase family. MAP kinases act as an integration point for multiple biochemical signals, and are involved in a wide variety of cellular processes such as proliferation, differentiation, transcription regulation and development. This kinase targets specific transcription factors, and thus mediates immediate-early gene expression in response to various cell stimuli. It is most closely related to MAPK8, both of which are involved in UV radiation induced apoptosis, thought to be related to the cytochrome c-mediated cell death pathway. This gene and MAPK8 are also known as c-Jun N-terminal kinases. This kinase blocks the ubiquitination of tumor suppressor p53, and thus it increases the stability of p53 in nonstressed cells. Studies of this gene's mouse counterpart suggest a key role in T-cell differentiation. Several alternatively spliced transcript variants encoding distinct isoforms have been reported.

---

## For Research Use Only