

PCNA Polyclonal Antibody

Catalog No. E-AB-64562

Note: Centrifuge before opening to ensure complete recovery of vial contents.

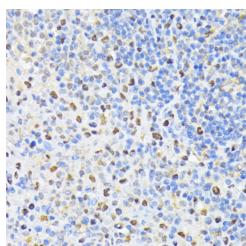
Description

Reactivity	Human,Mouse,Rat
Immunogen	Recombinant fusion protein of human PCNA (NP_002583.1).
Host	Rabbit
Isotype	IgG
Purification	Affinity purification
Conjugation	Unconjugated
Buffer	PBS with 0.02% sodium azide, 50% glycerol, pH7.3.

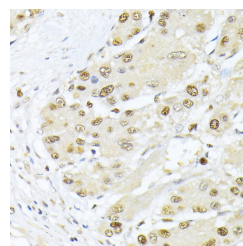
Applications Recommended Dilution

IHC 1:50-1:100

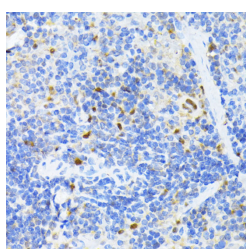
Data



Immunohistochemistry of paraffin-embedded Rat spleen using PCNA Polyclonal Antibody at dilution of 1:100 (40x lens).



Immunohistochemistry of paraffin-embedded Human liver cancer using PCNA Polyclonal Antibody at dilution of 1:100 (40x lens).



Immunohistochemistry of paraffin-embedded Mouse spleen using PCNA Polyclonal Antibody at dilution of 1:100 (40x lens).

Preparation & Storage

Storage Store at -20°C. Avoid freeze / thaw cycles.

Background

The protein encoded by this gene is found in the nucleus and is a cofactor of DNA polymerase delta. The encoded protein

For Research Use Only

acts as a homotrimer and helps increase the processivity of leading strand synthesis during DNA replication. In response to DNA damage, this protein is ubiquitinated and is involved in the RAD6-dependent DNA repair pathway. Two transcript variants encoding the same protein have been found for this gene. Pseudogenes of this gene have been described on chromosome 4 and on the X chromosome.