

CREBBP Polyclonal Antibody

Catalog No. E-AB-64566

Note: Centrifuge before opening to ensure complete recovery of vial contents.

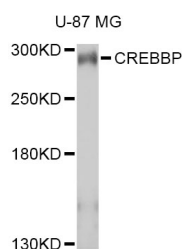
Description

Reactivity	Human,Mouse,Rat
Immunogen	Recombinant protein of human CREBBP
Host	Rabbit
Isotype	IgG
Purification	Affinity purification
Conjugation	Unconjugated
Buffer	PBS with 0.02% sodium azide and 50% glycerol pH 7.4.

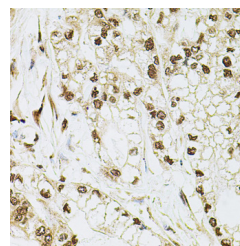
Applications Recommended Dilution

WB	1:500-1:2000
IHC	1:50-1:200

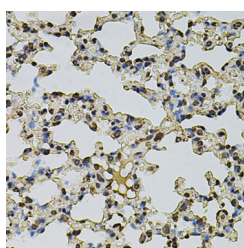
Data



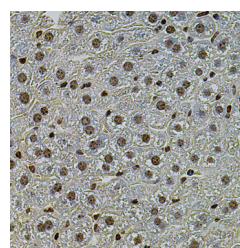
Western blot analysis of extracts of U-87MG cells with CREBBP Polyclonal Antibody
Observed Mw:265kDa
Calculated Mw:260kDa/265kDa



Immunohistochemistry of paraffin-embedded human gastric cancer with CREBBP Polyclonal Antibody



Immunohistochemistry of paraffin-embedded mouse lung with CREBBP Polyclonal Antibody



Immunohistochemistry of paraffin-embedded mouse liver with CREBBP Polyclonal Antibody

Preparation & Storage

Storage Store at -20°C. Avoid freeze / thaw cycles.

Background

For Research Use Only

This gene is ubiquitously expressed and is involved in the transcriptional coactivation of many different transcription factors. First isolated as a nuclear protein that binds to cAMP-response element binding protein (CREB), this gene is now known to play critical roles in embryonic development, growth control, and homeostasis by coupling chromatin remodeling to transcription factor recognition. The protein encoded by this gene has intrinsic histone acetyltransferase activity and also acts as a scaffold to stabilize additional protein interactions with the transcription complex. This protein acetylates both histone and non-histone proteins. This protein shares regions of very high sequence similarity with protein p300 in its bromodomain, cysteine-histidine-rich regions, and histone acetyltransferase domain. Mutations in this gene cause Rubinstein-Taybi syndrome (RTS). Chromosomal translocations involving this gene have been associated with acute myeloid leukemia. Alternative splicing results in multiple transcript variants encoding different isoforms.

For Research Use Only

Toll-free: 1-888-852-8623

Web: www.elabscience.com

Tel: 1-832-243-6086

Email: techsupport@elabscience.com

Fax: 1-832-243-6017