

UBD Polyclonal Antibody

Catalog No. E-AB-64611

Note: Centrifuge before opening to ensure complete recovery of vial contents.

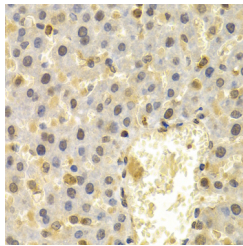
Description

Reactivity	Human,Mouse,Rat
Immunogen	Recombinant fusion protein of human UBD (NP_006389.2).
Host	Rabbit
Isotype	IgG
Purification	Affinity purification
Conjugation	Unconjugated
Buffer	PBS with 0.02% sodium azide, 50% glycerol, pH7.3.

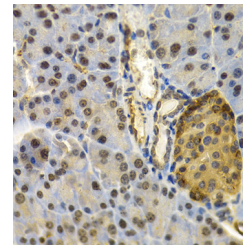
Applications Recommended Dilution

**IHC 1:50-1:200 IF
1:50-1:200**

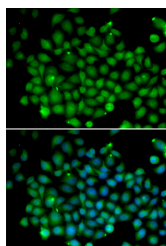
Data



Immunohistochemistry of paraffin-embedded Rat liver using UBD Polyclonal Antibody at dilution of 1:200 (40x lens).



Immunohistochemistry of paraffin-embedded Mouse pancreas using UBD Polyclonal Antibody at dilution of 1:200 (40x lens).



Immunofluorescence analysis of A549 cells using UBD Polyclonal Antibody

Preparation & Storage

Storage Store at -20°C. Avoid freeze / thaw cycles.

Background

UBD (Ubiquitin D) is a Protein Coding gene. Diseases associated with UBD include Hepatocellular Carcinoma. Among

For Research Use Only

its related pathways are TRAF Pathway and fMLP Pathway. GO annotations related to this gene include proteasome binding. An important paralog of this gene is UBB.