

CYP51A1 Polyclonal Antibody

Catalog No. E-AB-64668

Note: Centrifuge before opening to ensure complete recovery of vial contents.

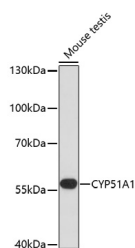
Description

Reactivity	Human,Mouse,Rat
Immunogen	Recombinant fusion protein of human CYP51A1 (NP_000777.1).
Host	Rabbit
Isotype	IgG
Purification	Affinity purification
Conjugation	Unconjugated
Buffer	PBS with 0.02% sodium azide, 50% glycerol, pH7.3.

Applications Recommended Dilution

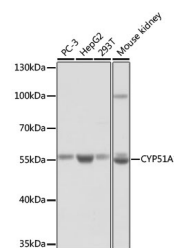
WB	1:500-1:2000
IF	1:50-1:200

Data

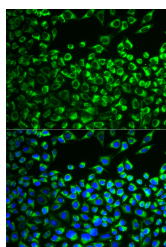


Western blot analysis of extracts of Mouse testis using CYP51A1 Polyclonal Antibody at dilution of 1:1000.

Observed Mw:Refer to figures
Calculated Mw:46kDa/56kDa



Western blot analysis of extracts of various cell lines using CYP51A1 Polyclonal Antibody at dilution of 1:1000.



Immunofluorescence analysis of MCF-7 cells using CYP51A1 Polyclonal Antibody

Preparation & Storage

Storage Store at -20°C. Avoid freeze / thaw cycles.

For Research Use Only

Background

This gene encodes a member of the cytochrome P450 superfamily of enzymes. The cytochrome P450 proteins are monooxygenases which catalyze many reactions involved in drug metabolism and synthesis of cholesterol, steroids and other lipids. This endoplasmic reticulum protein participates in the synthesis of cholesterol by catalyzing the removal of the 14 α -methyl group from lanosterol. Homologous genes are found in all three eukaryotic phyla, fungi, plants, and animals, suggesting that this is one of the oldest cytochrome P450 genes. Two transcript variants encoding different isoforms have been found for this gene.