

WNT3A Polyclonal Antibody

Catalog No. E-AB-64742

Note: Centrifuge before opening to ensure complete recovery of vial contents.

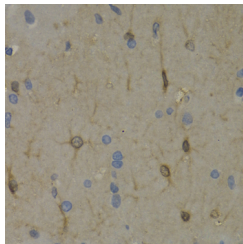
Description

Reactivity	Human,Rat
Immunogen	Recombinant fusion protein of human WNT3A (NP_149122.1).
Host	Rabbit
Isotype	IgG
Purification	Affinity purification
Conjugation	Unconjugated
Buffer	PBS with 0.02% sodium azide, 50% glycerol, pH7.3.

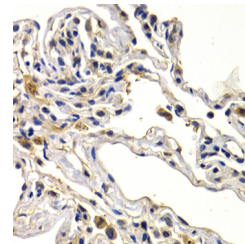
Applications Recommended Dilution

IHC 1:50-1:200

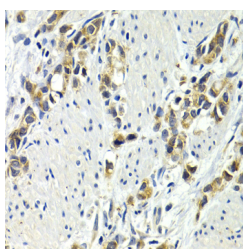
Data



Immunohistochemistry of paraffin-embedded Rat brain using WNT3A Polyclonal Antibody at dilution of 1:200 (40x lens).



Immunohistochemistry of paraffin-embedded Human lung cancer using WNT3A Polyclonal Antibody at dilution of 1:200 (40x lens).



Immunohistochemistry of paraffin-embedded Human gastric cancer using WNT3A Polyclonal Antibody at dilution of 1:200 (40x lens).

Preparation & Storage

Storage Store at -20°C. Avoid freeze / thaw cycles.

Background

The WNT gene family consists of structurally related genes which encode secreted signaling proteins. These proteins have

For Research Use Only

been implicated in oncogenesis and in several developmental processes, including regulation of cell fate and patterning during embryogenesis. This gene is a member of the WNT gene family. It encodes a protein which shows 96% amino acid identity to mouse Wnt3A protein, and 84% to human WNT3 protein, another WNT gene product. This gene is clustered with WNT14 gene, another family member, in chromosome 1q42 region.