

HMGN1 Polyclonal Antibody

Catalog No. E-AB-65058

Note: Centrifuge before opening to ensure complete recovery of vial contents.

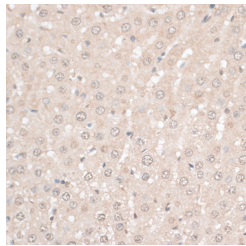
Description

Reactivity	Mouse,Rat
Immunogen	Recombinant fusion protein of human HMGN1 (NP_004956.5).
Host	Rabbit
Isotype	IgG
Purification	Affinity purification
Conjugation	Unconjugated
Buffer	PBS with 0.02% sodium azide, 50% glycerol, pH7.3.

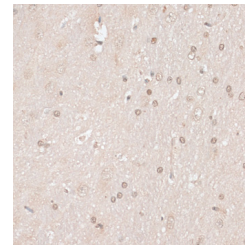
Applications Recommended Dilution

IHC 1:50-1:200

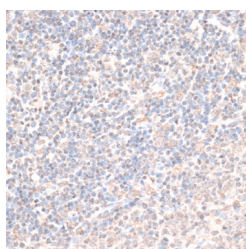
Data



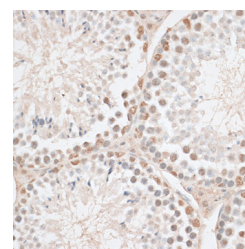
Immunohistochemistry of paraffin-embedded Rat liver using HMGN1 Polyclonal Antibody at dilution of 1:100 (40x lens).



Immunohistochemistry of paraffin-embedded Rat brain using HMGN1 Polyclonal Antibody at dilution of 1:100 (40x lens).

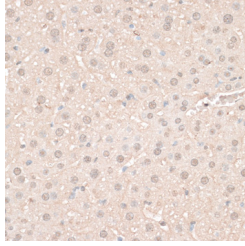


Immunohistochemistry of paraffin-embedded Rat spleen using HMGN1 Polyclonal Antibody at dilution of 1:100 (40x lens).

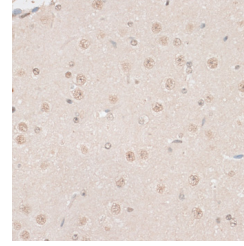


Immunohistochemistry of paraffin-embedded Mouse testis using HMGN1 Polyclonal Antibody at dilution of 1:100 (40x lens).

For Research Use Only



Immunohistochemistry of paraffin-embedded Mouse liver using HMG17 Polyclonal Antibody at dilution of 1:100 (40x lens).



Immunohistochemistry of paraffin-embedded Mouse brain using HMG17 Polyclonal Antibody at dilution of 1:100 (40x lens).

Preparation & Storage

Storage Store at -20°C. Avoid freeze / thaw cycles.

Background

The protein encoded by this gene binds nucleosomal DNA and is associated with transcriptionally active chromatin. Along with a similar protein, HMG17, the encoded protein may help maintain an open chromatin configuration around transcribable genes.