

## COX15 Polyclonal Antibody

**Catalog No.** E-AB-65067

*Note:* Centrifuge before opening to ensure complete recovery of vial contents.

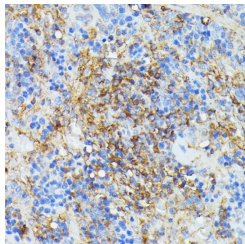
### Description

<b>Reactivity</b>	Human,Mouse,Rat
<b>Immunogen</b>	A synthetic peptide of human COX15 (NP_510870.1).
<b>Host</b>	Rabbit
<b>Isotype</b>	IgG
<b>Purification</b>	Affinity purification
<b>Conjugation</b>	Unconjugated
<b>Buffer</b>	PBS with 0.02% sodium azide, 50% glycerol, pH7.3.

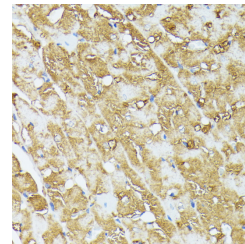
### Applications Recommended Dilution

<b>IHC</b>	1:50-1:100
<b>IF</b>	1:50-1:100

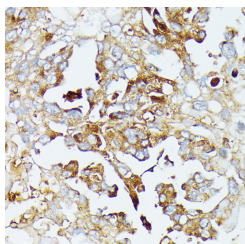
### Data



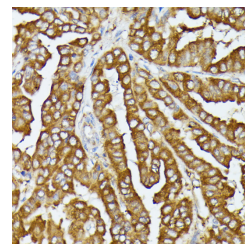
Immunohistochemistry of paraffin-embedded Rat spleen using COX15 Polyclonal Antibody at dilution of 1:100 (40x lens).



Immunohistochemistry of paraffin-embedded Rat heart using COX15 Polyclonal Antibody at dilution of 1:100 (40x lens).

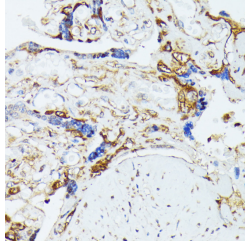


Immunohistochemistry of paraffin-embedded Human lung cancer using COX15 Polyclonal Antibody at dilution of 1:100 (40x lens).

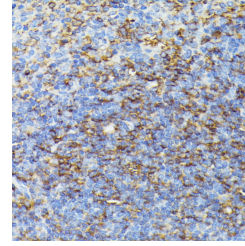


Immunohistochemistry of paraffin-embedded Human thyroid cancer using COX15 Polyclonal Antibody at dilution of 1:100 (40x lens).

### For Research Use Only



Immunohistochemistry of paraffin-embedded Human placenta using COX15 Polyclonal Antibody at dilution of 1:100 (40x lens).



Immunohistochemistry of paraffin-embedded Mouse spleen using COX15 Polyclonal Antibody at dilution of 1:100 (40x lens).

## Preparation & Storage

**Storage** Store at -20°C. Avoid freeze / thaw cycles.

## Background

Cytochrome c oxidase (COX), the terminal component of the mitochondrial respiratory chain, catalyzes the electron transfer from reduced cytochrome c to oxygen. This component is a heteromeric complex consisting of 3 catalytic subunits encoded by mitochondrial genes and multiple structural subunits encoded by nuclear genes. The mitochondrially-encoded subunits function in electron transfer, and the nuclear-encoded subunits may function in the regulation and assembly of the complex. This nuclear gene encodes a protein which is not a structural subunit, but may be essential for the biogenesis of COX formation and may function in the hydroxylation of heme O, according to the yeast mutant studies. This protein is predicted to contain 5 transmembrane domains localized in the mitochondrial inner membrane. Alternative splicing of this gene generates two transcript variants diverging in the 3' region.

## For Research Use Only