

TRIP4 Polyclonal Antibody

Catalog No. E-AB-65278

Note: Centrifuge before opening to ensure complete recovery of vial contents.

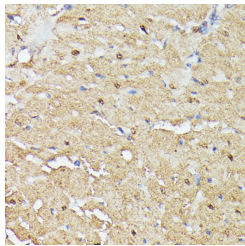
Description

Reactivity	Human, Mouse, Rat
Immunogen	Recombinant fusion protein of human TRIP4 (NP_057297.2).
Host	Rabbit
Isotype	IgG
Purification	Affinity purification
Conjugation	Unconjugated
Buffer	PBS with 0.02% sodium azide, 50% glycerol, pH7.3.

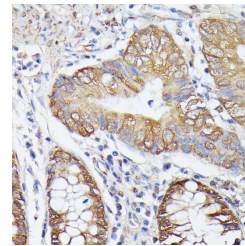
Applications Recommended Dilution

IHC 1:50-1:200

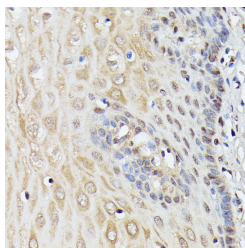
Data



Immunohistochemistry of paraffin-embedded Rat heart using TRIP4 Polyclonal Antibody at dilution of 1:100 (40x lens).



Immunohistochemistry of paraffin-embedded Human colon carcinoma using TRIP4 Polyclonal Antibody at dilution of 1:100 (40x lens).



Immunohistochemistry of paraffin-embedded Human esophageal using TRIP4 Polyclonal Antibody at dilution of 1:100 (40x lens).

Preparation & Storage

Storage Store at -20°C. Avoid freeze / thaw cycles.

Background

This gene encodes a subunit of the tetrameric nuclear activating signal cointegrator 1 (ASC-1) complex, which associates

For Research Use Only

with transcriptional coactivators, nuclear receptors and basal transcription factors to facilitate nuclear receptors-mediated transcription. This protein is localized in the nucleus and contains an E1A-type zinc finger domain, which mediates interaction with transcriptional coactivators and ligand-bound nuclear receptors, such as thyroid hormone receptor and retinoid X receptor alpha, but not glucocorticoid receptor. Mutations in this gene are associated with spinal muscular atrophy with congenital bone fractures-1 (SMABF1).