

TFF1 Polyclonal Antibody

Catalog No. E-AB-60446

Note: Centrifuge before opening to ensure complete recovery of vial contents.

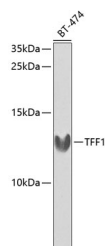
Description

Reactivity	Human, Mouse, Rat
Immunogen	Recombinant fusion protein of human TFF1 (NP_003216.1).
Host	Rabbit
Isotype	IgG
Purification	Affinity purification
Conjugation	Unconjugated
Buffer	PBS with 0.02% sodium azide, 50% glycerol, pH7.3.

Applications Recommended Dilution

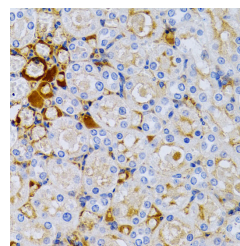
WB	1:500-1:1000
IHC	1:50-1:200

Data

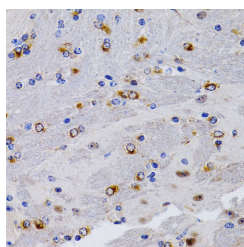


Western blot analysis of extracts of BT-474 cells using TFF1 Polyclonal Antibody at dilution of 1:1000.

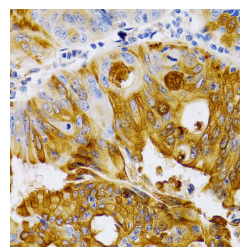
Observed Mw:12kDa
Calculated Mw:9kDa



Immunohistochemistry of paraffin-embedded Rat kidney using TFF1 Polyclonal Antibody at dilution of 1:200 (40x lens).



Immunohistochemistry of paraffin-embedded Mouse brain using TFF1 Polyclonal Antibody at dilution of 1:200 (40x lens).



Immunohistochemistry of paraffin-embedded Human colon carcinoma using TFF1 Polyclonal Antibody at dilution of 1:200 (40x lens).

Preparation & Storage

For Research Use Only

Storage Store at -20°C. Avoid freeze / thaw cycles.

Background

Members of the trefoil family are characterized by having at least one copy of the trefoil motif, a 40-amino acid domain that contains three conserved disulfides. They are stable secretory proteins expressed in gastrointestinal mucosa. Their functions are not defined, but they may protect the mucosa from insults, stabilize the mucus layer, and affect healing of the epithelium. This gene, which is expressed in the gastric mucosa, has also been studied because of its expression in human tumors. This gene and two other related trefoil family member genes are found in a cluster on chromosome 21.