LRPAP1 Polyclonal Antibody

Catalog No. E-AB-60813

Note: Centrifuge before opening to ensure complete recovery of vial contents.

Description

Reactivity	Human,Mouse,Rat
Immunogen	A synthetic peptide of human LRPAP1
Host	Rabbit
Isotype	IgG
Purification	Affinity purification
Conjugation	Unconjugated
Buffer	PBS with 0.02% sodium azide, 50% glycerol, pH7.3.

Applications	Recommended Dilution
IHC	**1:50-1:100**
IF	**1:50-1:100**

Data

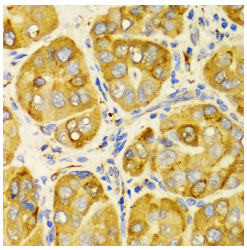

Immunohistochemistry of paraffin-embedded Human liver cancer using LRPAP1 Polyclonal Antibody at dilution of 1:100 (40x lens).

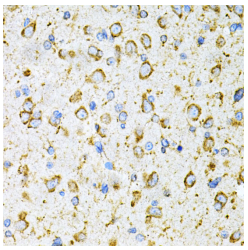

Immunohistochemistry of paraffin-embedded Rat brain using LRPAP1 Polyclonal Antibody at dilution of 1:200 (40x lens).

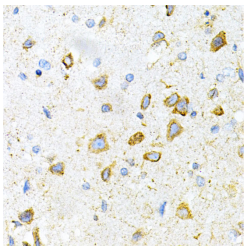

Immunohistochemistry of paraffin-embedded Mouse brain using LRPAP1 Polyclonal Antibody at dilution of 1:200 (40x lens).

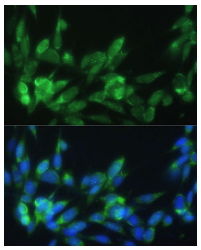

Immunofluorescence analysis of NIH-3T3 cells using LRPAP1 Polyclonal Antibody at dilution of 1:100 (40x lens). Blue: DAPI for nuclear staining.

Preparation & Storage

Storage Store at -20°C. Avoid freeze / thaw cycles.

Background

Toll-free: 1-888-852-8623 Tel: 1-832-243-6086 Fax: 1-832-243-6017
Web: www.elabscience.com Email: techsupport@elabscience.com

This gene encodes a protein that interacts with the low density lipoprotein (LDL) receptor-related protein and facilitates its proper folding and localization by preventing the binding of ligands. Mutations in this gene have been identified in individuals with myopia 23. Alternative splicing results in multiple transcript variants.

Toll-free: 1-888-852-8623 Tel: 1-832-243-6086 Fax: 1-832-243-6017
Web: www.elabscience.com Email: techsupport@elabscience.com