

## UBL3 Polyclonal Antibody

Catalog No. E-AB-63771

*Note:* Centrifuge before opening to ensure complete recovery of vial contents.

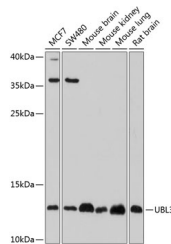
### Description

<b>Reactivity</b>	Human,Mouse,Rat
<b>Immunogen</b>	Recombinant fusion protein of human UBL3
<b>Host</b>	Rabbit
<b>Isotype</b>	IgG
<b>Purification</b>	Affinity purification
<b>Conjugation</b>	Unconjugated
<b>Buffer</b>	PBS with 0.02% sodium azide,50% glycerol,pH7.3.

### Applications Recommended Dilution

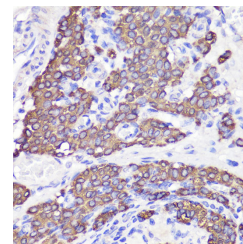
<b>WB</b>	1:1000-1:2000
<b>IHC</b>	1:50-1:200

### Data

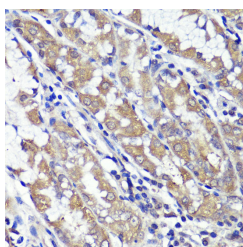


Western blot analysis of extracts of various cell lines using UBL3 Polyclonal Antibody at 1:1000 dilution.

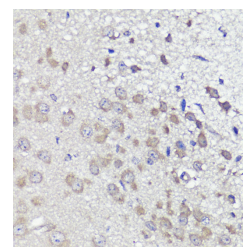
**Observed Mw:13kDa**  
**Calculated Mw:13kDa**



Immunohistochemistry of paraffin-embedded rat testis using UBL3 Polyclonal Antibody at dilution of 1:100 (40x lens). Perform microwave antigen retrieval with 10 mM PBS buffer pH 7.2 before commencing with IHC staining protocol.



Immunohistochemistry of paraffin-embedded human stomach using UBL3 Polyclonal antibody at dilution of 1:100 (40x lens). Perform microwave antigen retrieval with 10 mM PBS buffer pH 7.2 before commencing with IHC staining protocol.



Immunohistochemistry of paraffin-embedded mouse brain using UBL3 Polyclonal antibody at dilution of 1:100 (40x lens). Perform microwave antigen retrieval with 10 mM PBS buffer pH 7.2 before commencing with IHC staining protocol.

### For Research Use Only

## Preparation & Storage

**Storage**                      Store at -20°C. Avoid freeze / thaw cycles.

## Background

Located in extracellular exosome.