

MOB4 Polyclonal Antibody

Catalog No. E-AB-65486

Note: Centrifuge before opening to ensure complete recovery of vial contents.

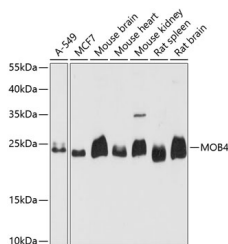
Description

Reactivity	Human, Mouse, Rat
Immunogen	Recombinant fusion protein of human MOB4 (NP_056202.2).
Host	Rabbit
Isotype	IgG
Purification	Affinity purification
Conjugation	Unconjugated
Buffer	PBS with 0.02% sodium azide, 50% glycerol, pH7.3.

Applications Recommended Dilution

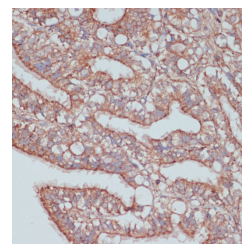
WB	1:500-1:2000
IHC	1:50-1:100

Data

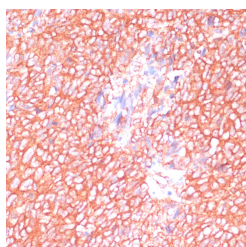


Western blot analysis of extracts of various cell lines using MOB4 Polyclonal Antibody at dilution of 1:3000.

Observed Mw:26kDa
Calculated Mw:22kDa/23kDa/26kDa



Immunohistochemistry of paraffin-embedded Rat ovary using MOB4 Polyclonal Antibody at dilution of 1:100 (40x lens).



Immunohistochemistry of paraffin-embedded Human oophoroma using MOB4 Polyclonal Antibody at dilution of 1:100 (40x lens).

Preparation & Storage

For Research Use Only

Storage Store at -20°C. Avoid freeze / thaw cycles.

Background

This gene was identified based on its similarity with the mouse counterpart. Studies of the mouse counterpart suggest that the expression of this gene may be regulated during oocyte maturation and preimplantation following zygotic gene activation. Alternatively spliced transcript variants encoding distinct isoforms have been observed. Naturally occurring read-through transcription occurs between this locus and the neighboring locus HSPE1.