

PRKACB Polyclonal Antibody

Catalog No. E-AB-60899

Note: Centrifuge before opening to ensure complete recovery of vial contents.

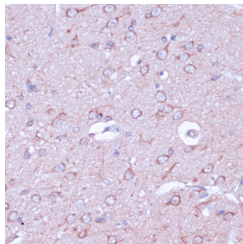
Description

Reactivity	Human,Mouse,Rat
Immunogen	Recombinant fusion protein of human PRKACB (NP_002722.1).
Host	Rabbit
Isotype	IgG
Purification	Affinity purification
Conjugation	Unconjugated
Buffer	PBS with 0.02% sodium azide, 50% glycerol, pH7.3.

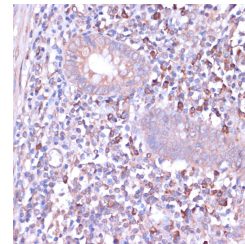
Applications Recommended Dilution

IHC	1:50-1:200
IF	1:50-1:200

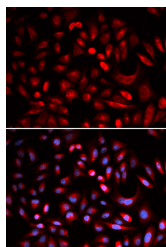
Data



Immunohistochemistry of paraffin-embedded Rat brain using PRKACB Polyclonal Antibody at dilution of 1:100 (40x lens).



Immunohistochemistry of paraffin-embedded Human appendix using PRKACB Polyclonal Antibody at dilution of 1:100 (40x lens).



Immunofluorescence analysis of U2OS cells using PRKACB Polyclonal Antibody

Preparation & Storage

Storage Store at -20°C. Avoid freeze / thaw cycles.

Background

The protein encoded by this gene is a member of the serine/threonine protein kinase family. The encoded protein is a

For Research Use Only

catalytic subunit of cAMP (cyclic AMP)-dependent protein kinase, which mediates signalling through cAMP. cAMP signaling is important to a number of processes, including cell proliferation and differentiation. Multiple alternatively spliced transcript variants encoding distinct isoforms have been observed.