

ACTR2 Polyclonal Antibody

Catalog No. E-AB-61091

Note: Centrifuge before opening to ensure complete recovery of vial contents.

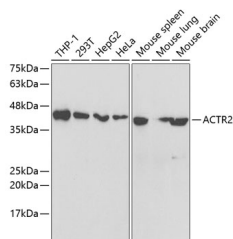
Description

Reactivity	Human, Mouse, Rat
Immunogen	Recombinant fusion protein of human ACTR2 (NP_005713.1).
Host	Rabbit
Isotype	IgG
Purification	Affinity purification
Conjugation	Unconjugated
Buffer	PBS with 0.02% sodium azide, 50% glycerol, pH7.3.

Applications Recommended Dilution

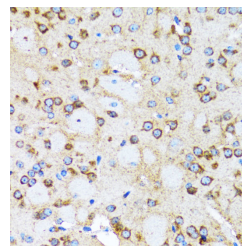
WB	1:500-1:2000
IHC	1:50-1:200
IF	1:50-1:200

Data

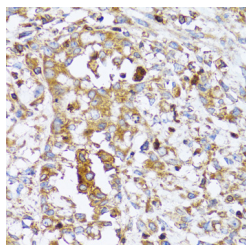


Western blot analysis of extracts of various cell lines using ACTR2 Polyclonal Antibody at dilution of 1:1000.

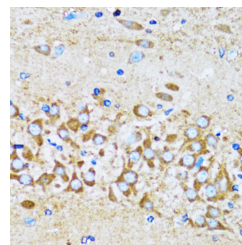
Observed Mw:45kDa
Calculated Mw:44kDa/45kDa



Immunohistochemistry of paraffin-embedded Rat brain using ACTR2 Polyclonal Antibody at dilution of 1:100 (40x lens).

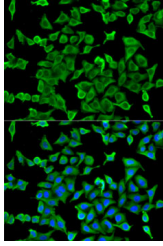


Immunohistochemistry of paraffin-embedded Human uterine cancer using ACTR2 Polyclonal Antibody at dilution of 1:100 (40x lens).



Immunohistochemistry of paraffin-embedded Mouse brain using ACTR2 Polyclonal Antibody at dilution of 1:100 (40x lens).

For Research Use Only



Immunofluorescence analysis of U2OS cells using
ACTR2 Polyclonal Antibody

Preparation & Storage

Storage Store at -20°C. Avoid freeze / thaw cycles.

Background

The specific function of this gene has not yet been determined; however, the protein it encodes is known to be a major constituent of the ARP2/3 complex. This complex is located at the cell surface and is essential to cell shape and motility through lamellipodial actin assembly and protrusion. Two transcript variants encoding different isoforms have been found for this gene.