

53BP1 Polyclonal Antibody

Catalog No. E-AB-61102

Note: Centrifuge before opening to ensure complete recovery of vial contents.

Description

Reactivity	Human,Mouse,Rat
Immunogen	Recombinant fusion protein of human 53BP1 (NP_001135452.1).
Host	Rabbit
Isotype	IgG
Purification	Affinity purification
Conjugation	Unconjugated
Buffer	PBS with 0.02% sodium azide, 50% glycerol, pH7.3.

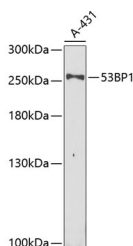
Applications Recommended Dilution

WB 1:500-1:2000 IHC

1:50-1:200 IF

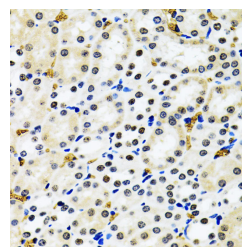
1:50-1:200

Data

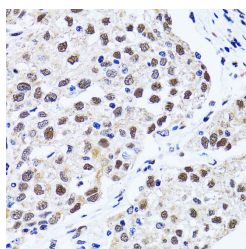


Western blot analysis of extracts of A-431 cells using 53BP1 Polyclonal Antibody at dilution of 1:1000.

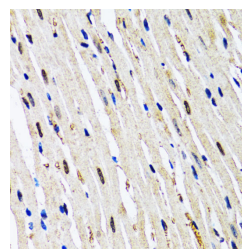
Observed Mw:255kDa
Calculated Mw:213kDa/214kDa



Immunohistochemistry of paraffin-embedded Rat kidney using 53BP1 Polyclonal Antibody at dilution of 1:100 (40x lens).

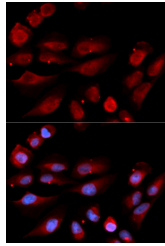


Immunohistochemistry of paraffin-embedded Human lung cancer using 53BP1 Polyclonal Antibody at dilution of 1:100 (40x lens).

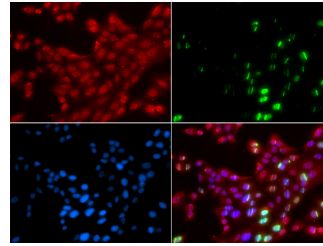


Immunohistochemistry of paraffin-embedded Mouse heart using 53BP1 Polyclonal Antibody at dilution of 1:100 (40x lens).

For Research Use Only



Immunofluorescence analysis of U2OS cells using 53BP1 Polyclonal Antibody



Immunofluorescence analysis of GFP-RNF168 transgenic U2OS cells using 53BP1 Polyclonal Antibody

Preparation & Storage

Storage Store at -20°C. Avoid freeze / thaw cycles.

Background

This gene encodes a protein that functions in the DNA double-strand break repair pathway choice, promoting non-homologous end joining (NHEJ) pathways, and limiting homologous recombination. This protein plays multiple roles in the DNA damage response, including promoting checkpoint signaling following DNA damage, acting as a scaffold for recruitment of DNA damage response proteins to damaged chromatin, and promoting NHEJ pathways by limiting end resection following a double-strand break. These roles are also important during V(D)J recombination, class switch recombination and at unprotected telomeres. Alternative splicing results in multiple transcript variants encoding different isoforms.

For Research Use Only