

## ATP1B1 Polyclonal Antibody

**Catalog No.** E-AB-61119

*Note:* Centrifuge before opening to ensure complete recovery of vial contents.

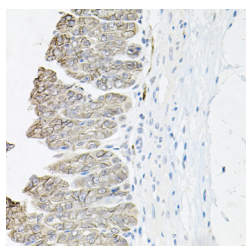
### Description

<b>Reactivity</b>	Human, Mouse
<b>Immunogen</b>	Recombinant fusion protein of human ATP1B1 (NP_001668.1).
<b>Host</b>	Rabbit
<b>Isotype</b>	IgG
<b>Purification</b>	Affinity purification
<b>Conjugation</b>	Unconjugated
<b>Buffer</b>	PBS with 0.02% sodium azide, 50% glycerol, pH7.3.

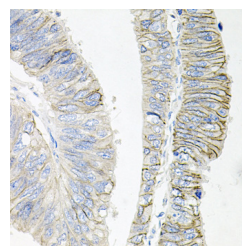
### Applications Recommended Dilution

**IHC** 1:50-1:200

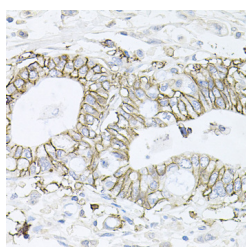
### Data



Immunohistochemistry of paraffin-embedded Mouse stomach using ATP1B1 Polyclonal Antibody at dilution of 1:100 (40x lens).



Immunohistochemistry of paraffin-embedded Human colon carcinoma using ATP1B1 Polyclonal Antibody at dilution of 1:100 (40x lens).



Immunohistochemistry of paraffin-embedded Human gastric cancer using ATP1B1 Polyclonal Antibody at dilution of 1:100 (40x lens).

### Preparation & Storage

**Storage** Store at -20°C. Avoid freeze / thaw cycles.

### Background

The protein encoded by this gene belongs to the family of Na<sup>+</sup>/K<sup>+</sup> and H<sup>+</sup>/K<sup>+</sup> ATPases beta chain proteins, and to the

### For Research Use Only

subfamily of Na<sup>+</sup>/K<sup>+</sup> -ATPases. Na<sup>+</sup>/K<sup>+</sup> -ATPase is an integral membrane protein responsible for establishing and maintaining the electrochemical gradients of Na and K ions across the plasma membrane. These gradients are essential for osmoregulation, for sodium-coupled transport of a variety of organic and inorganic molecules, and for electrical excitability of nerve and muscle. This enzyme is composed of two subunits, a large catalytic subunit (alpha) and a smaller glycoprotein subunit (beta). The beta subunit regulates, through assembly of alpha/beta heterodimers, the number of sodium pumps transported to the plasma membrane. The glycoprotein subunit of Na<sup>+</sup>/K<sup>+</sup> -ATPase is encoded by multiple genes. This gene encodes a beta 1 subunit. Alternatively spliced transcript variants encoding different isoforms have been described, but their biological validity is not known.