

XRCC5 Polyclonal Antibody

Catalog No. E-AB-61159

Note: Centrifuge before opening to ensure complete recovery of vial contents.

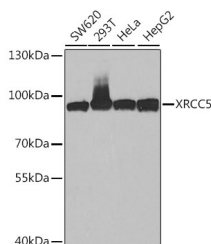
Description

Reactivity	Human, Mouse, Rat
Immunogen	Recombinant fusion protein of human XRCC5 (NP_066964.1).
Host	Rabbit
Isotype	IgG
Purification	Affinity purification
Conjugation	Unconjugated
Buffer	PBS with 0.02% sodium azide, 50% glycerol, pH7.3.

Applications Recommended Dilution

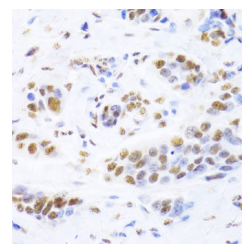
WB 1:500-1:2000 IHC
1:100-1:200 IF
1:20-1:100

Data

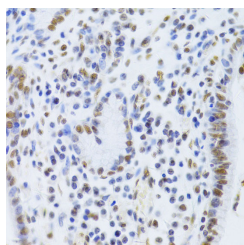


Western blot analysis of extracts of various cell lines using XRCC5 Polyclonal Antibody at dilution of 1:1000.

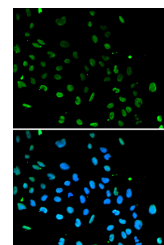
Observed Mw:86kDa
Calculated Mw:82kDa



Immunohistochemistry of paraffin-embedded Human breast cancer using XRCC5 Polyclonal Antibody at dilution of 1:100 (40x lens).

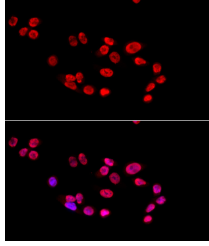


Immunohistochemistry of paraffin-embedded Human gastric cancer using XRCC5 Polyclonal Antibody at dilution of 1:100 (40x lens).

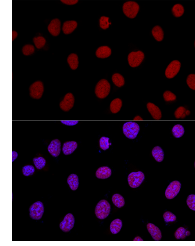


Immunofluorescence analysis of A549 cells using XRCC5 Polyclonal Antibody

For Research Use Only



Immunofluorescence analysis of HeLa cells using XRCC5 Polyclonal Antibody at dilution of 1:100 (40x lens). Blue: DAPI for nuclear staining.



Confocal immunofluorescence analysis of U2OS cells using XRCC5 Polyclonal Antibody at dilution of 1:100. Blue: DAPI for nuclear staining.

Preparation & Storage

Storage Store at -20°C. Avoid freeze / thaw cycles.

Background

The protein encoded by this gene is the 80-kilodalton subunit of the Ku heterodimer protein which is also known as ATP-dependant DNA helicase II or DNA repair protein XRCC5. Ku is the DNA-binding component of the DNA-dependent protein kinase, and it functions together with the DNA ligase IV-XRCC4 complex in the repair of DNA double-strand break by non-homologous end joining and the completion of V(D)J recombination events. This gene functionally complements Chinese hamster xrs-6, a mutant defective in DNA double-strand break repair and in ability to undergo V(D)J recombination. A rare microsatellite polymorphism in this gene is associated with cancer in patients of varying radiosensitivity.

For Research Use Only