

Note: Centrifuge before opening to ensure complete recovery of vial contents.

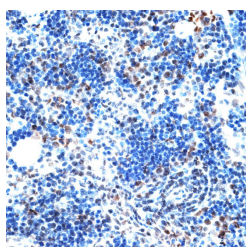
Description

Reactivity	Human,Mouse,Rat
Immunogen	Recombinant fusion protein of human AQR (NP_055506.1).
Host	Rabbit
Isotype	IgG
Purification	Affinity purification
Conjugation	Unconjugated
Formulation	PBS with 0.02% sodium azide, 50% glycerol, pH7.3.

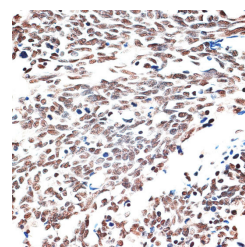
Applications Recommended Dilution

IHC	1:50-1:100
------------	------------

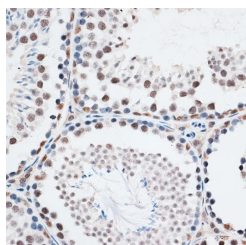
Data



Immunohistochemistry of paraffin-embedded Rat spleen using AQR Polyclonal Antibody at dilution of 1:100 (40x lens).



Immunohistochemistry of paraffin-embedded Human lung cancer using AQR Polyclonal Antibody at dilution of 1:100 (40x lens).



Immunohistochemistry of paraffin-embedded Mouse testis using AQR Polyclonal Antibody at dilution of 1:100 (40x lens).

Preparation & Storage

Storage Store at -20°C. Avoid freeze / thaw cycles.

Background

AQR (Aquarius Intron-Binding Spliceosomal Factor) is a Protein Coding gene. Diseases associated with AQR include Acrofacial Dysostosis 1, Nager Type and Spinocerebellar Ataxia, Autosomal Recessive, With Axonal Neuropathy 2. Among its related pathways are Transcription-Coupled Nucleotide Excision Repair (TC-NER) and Gene Expression. An important paralog of this gene is HELZ2.

For Research Use Only

A Reliable Research Partner in Life Science and Medicine

Toll-free: 1-888-852-8623

Web: www.elabscience.com

Tel: 1-832-243-6086

Email: techsupport@elabscience.com

Fax: 1-832-243-6017