

PTBP1 Polyclonal Antibody

Catalog No. E-AB-62185

Note: Centrifuge before opening to ensure complete recovery of vial contents.

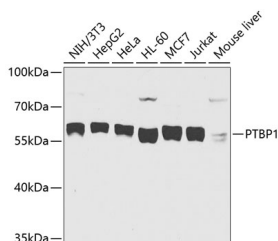
Description

Reactivity	Human, Mouse, Rat
Immunogen	A synthetic peptide of human PTBP1 (NP_114368.1).
Host	Rabbit
Isotype	IgG
Purification	Affinity purification
Conjugation	Unconjugated
Buffer	PBS with 0.02% sodium azide, 50% glycerol, pH7.3.

Applications Recommended Dilution

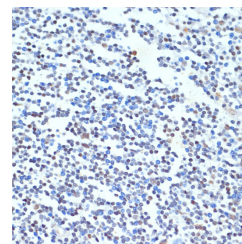
WB	1:500-1:1000
IHC	1:100-1:200
IF	1:50-1:200

Data

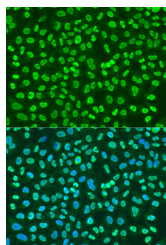


Western blot analysis of extracts of various cell lines using PTBP1 Polyclonal Antibody at dilution of 1:1000.

Observed Mw:57kDa
Calculated Mw:57kDa/59kDa



Immunohistochemistry of paraffin-embedded Human tonsil using PTBP1 Polyclonal Antibody at dilution of 1:100 (40x lens).



Immunofluorescence analysis of U2OS cells using PTBP1 Polyclonal Antibody at dilution of 1:100.
Blue: DAPI for nuclear staining.

For Research Use Only

Preparation & Storage

Storage Store at -20°C. Avoid freeze / thaw cycles.

Background

This gene belongs to the subfamily of ubiquitously expressed heterogeneous nuclear ribonucleoproteins (hnRNPs). The hnRNPs are RNA-binding proteins and they complex with heterogeneous nuclear RNA (hnRNA). These proteins are associated with pre-mRNAs in the nucleus and appear to influence pre-mRNA processing and other aspects of mRNA metabolism and transport. While all of the hnRNPs are present in the nucleus, some seem to shuttle between the nucleus and the cytoplasm. The hnRNP proteins have distinct nucleic acid binding properties. The protein encoded by this gene has four repeats of quasi-RNA recognition motif (RRM) domains that bind RNAs. This protein binds to the intronic polypyrimidine tracts that requires pre-mRNA splicing and acts via the protein degradation ubiquitin-proteasome pathway. It may also promote the binding of U2 snRNP to pre-mRNAs. This protein is localized in the nucleoplasm and it is also detected in the perinucleolar structure. Alternatively spliced transcript variants encoding different isoforms have been described.

For Research Use Only