

IRAK4 Polyclonal Antibody

Catalog No. E-AB-61833

Note: Centrifuge before opening to ensure complete recovery of vial contents.

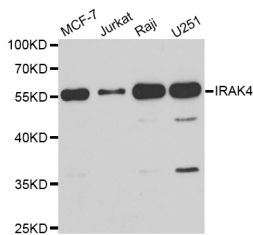
Description

Reactivity	Human,Mouse,Rat
Immunogen	Recombinant protein of human IRAK4
Host	Rabbit
Isotype	IgG
Purification	Affinity purification
Conjugation	Unconjugated
Buffer	PBS with 0.02% sodium azide and 50% glycerol pH 7.4.

Applications Recommended Dilution

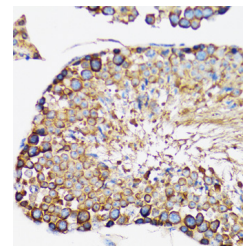
WB	1:500-1:2000
IHC	1:50-1:200

Data

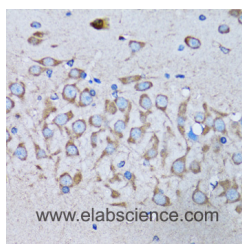


Western blot analysis of extracts of various cell lines with IRAK4 Polyclonal Antibody

Observed Mw:55kDa
Calculated Mw:37kDa/51kDa



Immunohistochemistry of paraffin-embedded rat testis with IRAK4 Polyclonal Antibody



Immunohistochemistry of paraffin-embedded mouse brain with IRAK4 Polyclonal Antibody

Preparation & Storage

Storage Store at -20°C. Avoid freeze / thaw cycles.

Background

For Research Use Only

This gene encodes a kinase that activates NF-kappaB in both the Toll-like receptor (TLR) and T-cell receptor (TCR) signaling pathways. The protein is essential for most innate immune responses. Mutations in this gene result in IRAK4 deficiency and recurrent invasive pneumococcal disease. Multiple transcript variants encoding different isoforms have been found for this gene.