

## C8orf4 Polyclonal Antibody

**Catalog No.** E-AB-62494

*Note:* Centrifuge before opening to ensure complete recovery of vial contents.

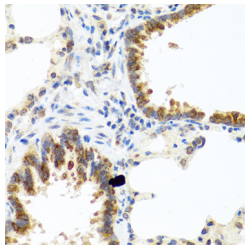
### Description

<b>Reactivity</b>	Human,Mouse,Rat
<b>Immunogen</b>	Recombinant fusion protein of human C8orf4 (NP_064515.1).
<b>Host</b>	Rabbit
<b>Isotype</b>	IgG
<b>Purification</b>	Affinity purification
<b>Conjugation</b>	Unconjugated
<b>Buffer</b>	PBS with 0.02% sodium azide, 50% glycerol, pH7.3.

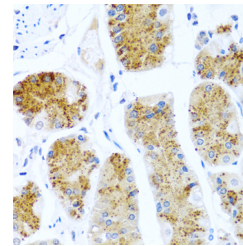
### Applications Recommended Dilution

**IHC** 1:50-1:200

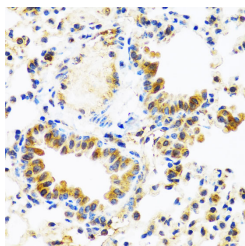
### Data



Immunohistochemistry of paraffin-embedded Rat lung using C8orf4 Polyclonal Antibody at dilution of 1:100 (40x lens).



Immunohistochemistry of paraffin-embedded Human stomach using C8orf4 Polyclonal Antibody at dilution of 1:100 (40x lens).



Immunohistochemistry of paraffin-embedded Mouse lung using C8orf4 Polyclonal Antibody at dilution of 1:100 (40x lens).

### Preparation & Storage

**Storage** Store at -20°C. Avoid freeze / thaw cycles.

### Background

This gene encodes a small, monomeric, predominantly unstructured protein that functions as a positive regulator of the

### For Research Use Only

Wnt/beta-catenin signaling pathway. This protein interacts with a repressor of beta-catenin mediated transcription at nuclear speckles. It is thought to competitively block interactions of the repressor with beta-catenin, resulting in up-regulation of beta-catenin target genes. The encoded protein may also play a role in the NF-kappaB and ERK1/2 signaling pathways. Expression of this gene may play a role in the proliferation of several types of cancer including thyroid cancer, breast cancer and hematological malignancies.